



P.O. Box 2436 • Anchorage, Alaska 99510 • (907) 279-5312

# HEWLETT PACKARD PRESSURE DATA

Company HUSKY OIL COMPANY Location ANCHORAGE  
Well SOUTH BARROW #15 Field \_\_\_\_\_ State ALASKA  
Borough \_\_\_\_\_ Formation \_\_\_\_\_ Date 10/5/80  
Daily Production \_\_\_\_\_ Cumulative Production \_\_\_\_\_

**ENCLOSURES**  
COMPUTER PROCESSED FIELD DATA  
LINEAR PLOT OF GRADIENT STOPS  
HORNER PLOT

GO WIRELINE SERVICES  
PRESSURE BUILD-UP SURVEY

Well No.: SB#15 Date: 10/05/80 Gradient: 0.000PSI/ft  
Tool positioned at: 2145 MD. 2145 TVD. 2145 S.S.

$\frac{t-dt}{dt}$	Time	dt(hrs)	deg F	P (PSIA)	P @ 2145	Delta P	Comments
10/05/80	5:11:0		50.0	989.72			SHUT-IN 2145'
10/05/80	5:12:0		50.0	989.72			
10/05/80	5:13:0		50.0	989.74			
10/05/80	5:14:0		50.0	989.74			
10/05/80	5:15:0		50.0	989.74			
10/05/80	5:16:0		50.0	989.74			
10/05/80	5:17:0		50.0	989.75			
10/05/80	5:18:0		50.0	989.76			
10/05/80	5:19:0		50.0	989.75			
10/05/80	5:20:0		50.0	989.74			
10/05/80	5:21:0		50.0	989.72			
10/05/80	5:22:0		50.0	989.70			FLOW WELL
10/05/80	5:23:0		50.0	980.92			CHOKING LEAKING
10/05/80	5:24:0		50.0	982.48			SHUT-IN
10/05/80	5:25:0		50.0	982.94			CHOKING REPAIR FROM
10/05/80	5:26:0		50.0	983.19			05:23-05:45
10/05/80	5:27:0		50.0	983.37			
10/05/80	5:28:0		50.0	983.52			
10/05/80	5:29:0		50.0	983.67			
10/05/80	5:30:0		50.0	983.78			
10/05/80	5:31:0		50.0	983.91			
10/05/80	5:32:0		50.0	984.03			
10/05/80	5:33:0		50.0	984.16			
10/05/80	5:34:0		50.0	984.27			
10/05/80	5:35:0		50.0	984.37			
10/05/80	5:36:0		50.0	984.49			
10/05/80	5:37:0		50.0	984.60			
10/05/80	5:38:0		50.0	984.72			
10/05/80	5:39:0		50.0	984.82			
10/05/80	5:40:0		50.0	984.92			
10/05/80	5:41:0		50.0	985.03			
10/05/80	5:42:0		50.0	985.12			
10/05/80	5:43:0		50.0	985.22			
10/05/80	5:44:0		50.0	985.32			
10/05/80	5:45:0		50.0	985.41			
10/05/80	5:46:0		50.0	980.45			FLOW WELL 6/64
10/05/80	5:47:0		50.0	979.23			
10/05/80	5:48:0		50.0	978.25			
10/05/80	5:49:0		50.0	977.34			
10/05/80	5:50:0		50.0	976.49			
10/05/80	5:51:0		50.0	975.57			
10/05/80	5:52:0		50.0	974.85			
10/05/80	5:53:0		50.0	974.29			
10/05/80	5:54:0		50.0	974.02			
10/05/80	5:55:0		50.0	973.65			
10/05/80	5:56:0		50.0	973.33			
10/05/80	5:57:0		50.0	972.98			
10/05/80	5:58:0		50.0	972.67			
10/05/80	5:59:0		50.0	972.50			
10/05/80	6:0:0		50.0	972.08			
10/05/80	6:1:0		50.0	971.82			
10/05/80	6:2:0		50.0	971.53			
10/05/80	6:3:0		50.0	971.43			
10/05/80	6:4:0		50.0	971.04			
10/05/80	6:5:0		50.0	970.97			

GO WIRELINE SERVICES  
PRESSURE BUILD-UP SURVEY

Well No.: SB#15 Date: 10/05/80 Gradient: 0.000PSI/ft  
Tool positioned at: 2145 MD. 2145 TVD. 2145 S.S.

$\frac{T+dt}{dt}$	Time	dt(hrs)	deg F	P (PSIA)	P @ 2145	Delta P	Comments
10/05/80	6:6 :0		50.0	971.08			
10/05/80	6:7 :0		50.0	971.17			
10/05/80	6:8 :0		50.0	971.22			
10/05/80	6:9 :0		50.0	971.26			
10/05/80	6:10:0		50.0	971.49			
10/05/80	6:11:0		50.0	971.55			
10/05/80	6:12:0		50.0	971.73			
10/05/80	6:13:0		50.0	971.05			
10/05/80	6:14:0		50.0	970.66			
10/05/80	6:15:0		50.0	970.49			
10/05/80	6:16:0		50.0	970.39			
10/05/80	6:17:0		50.0	970.39			
10/05/80	6:18:0		50.0	970.45			
10/05/80	6:19:0		50.0	970.63			
10/05/80	6:20:0		50.0	970.53			
10/05/80	6:21:0		50.0	970.47			
10/05/80	6:22:0		50.0	970.62			
10/05/80	6:23:0		50.0	970.61			
10/05/80	6:24:0		50.0	970.64			
10/05/80	6:25:0		50.0	970.76			
10/05/80	6:26:0		50.0	970.94			
10/05/80	6:27:0		50.0	970.84			
10/05/80	6:28:0		50.0	970.90			
10/05/80	6:29:0		50.0	970.96			
10/05/80	6:30:0		50.0	971.15			
10/05/80	6:31:0		50.0	971.29			
10/05/80	6:32:0		50.0	971.40			
10/05/80	6:33:0		50.0	971.56			
10/05/80	6:34:0		50.0	971.80			
10/05/80	6:35:0		50.0	972.04			
10/05/80	6:36:0		50.0	972.30			
10/05/80	6:37:0		50.0	972.54			
10/05/80	6:38:0		50.0	972.81			
10/05/80	6:39:0		50.0	973.08			
10/05/80	6:40:0		50.0	973.31			
10/05/80	6:41:0		50.0	973.56			
10/05/80	6:42:0		50.0	973.81			
10/05/80	6:43:0		50.0	974.04			
10/05/80	6:44:0		50.0	974.27			
10/05/80	6:45:0		50.0	974.51			
10/05/80	6:46:0		50.0	974.72			
10/05/80	6:47:0		50.0	974.94			
10/05/80	6:48:0		50.0	975.15			
10/05/80	6:49:0		50.0	975.37			
10/05/80	6:50:0		50.0	975.57			
10/05/80	6:51:0		50.0	975.77			
10/05/80	6:52:0		50.0	975.97			
10/05/80	6:53:0		50.0	976.17			
10/05/80	6:54:0		50.0	976.35			
10/05/80	6:55:0		50.0	976.52			
10/05/80	6:56:0		50.0	976.72			
10/05/80	6:57:0		50.0	976.90			
10/05/80	6:58:0		50.0	977.06			
10/05/80	6:59:0		50.0	977.24			
10/05/80	7:0 :0		50.0	977.40			

GO WIRELINE SERVICES  
PRESSURE BUILD-UP SURVEY

Well No.: SB#15 Date: 10/05/80 Gradient: 0.000PSI/ft  
Tool positioned at: 2145 MD. 2145 TVD. 2145 S.S.

<u>T:dt</u>	<u>dt</u>	Time	dt(hrs)	deg F	P (PSIA)	P @ 2145	Delta P	Comments
10/05/80	7:1	:0		50.0	977.58			
10/05/80	7:2	:0		50.0	977.74			
10/05/80	7:3	:0		50.0	977.88			
10/05/80	7:4	:0		50.0	978.04			
10/05/80	7:5	:0		50.0	978.21			
10/05/80	7:6	:0		50.0	978.35			
10/05/80	7:7	:0		50.0	978.49			
10/05/80	7:8	:0		50.0	978.64			
10/05/80	7:9	:0		50.0	978.77			
10/05/80	7:10	:0		50.0	978.92			
10/05/80	7:11	:0		50.0	979.04			
10/05/80	7:12	:0		50.0	979.19			
10/05/80	7:13	:0		50.0	979.30			
10/05/80	7:14	:0		50.0	979.44			
10/05/80	7:15	:0		50.0	979.55			
10/05/80	7:16	:0		50.0	979.66			
10/05/80	7:17	:0		50.0	979.78			
10/05/80	7:18	:0		50.0	979.89			
10/05/80	7:19	:0		50.0	980.01			
10/05/80	7:20	:0		50.0	980.12			
10/05/80	7:21	:0		50.0	980.23			
10/05/80	7:22	:0		50.0	980.34			
10/05/80	7:23	:0		50.0	980.41			
10/05/80	7:24	:0		50.0	980.52			
10/05/80	7:25	:0		50.0	980.59			
10/05/80	7:26	:0		50.0	980.66			
10/05/80	7:27	:0		50.0	980.72			
10/05/80	7:28	:0		50.0	980.74			
10/05/80	7:29	:0		50.0	980.79			
10/05/80	7:30	:0		50.0	980.80			
10/05/80	7:31	:0		50.0	980.84			
10/05/80	7:32	:0		50.0	980.84			
10/05/80	7:33	:0		50.0	980.86			
10/05/80	7:34	:0		50.0	980.87			
10/05/80	7:35	:0		50.0	980.88			
10/05/80	7:36	:0		50.0	980.90			
10/05/80	7:37	:0		50.0	980.89			
10/05/80	7:38	:0		50.0	980.88			
10/05/80	7:39	:0		50.0	980.88			
10/05/80	7:40	:0		50.0	980.90			
10/05/80	7:41	:0		50.0	980.88			
10/05/80	7:42	:0		50.0	980.88			
10/05/80	7:43	:0		50.0	980.86			
10/05/80	7:44	:0		50.0	980.85			
10/05/80	7:45	:0		50.0	980.83			
10/05/80	7:46	:0		50.0	980.82			
10/05/80	7:47	:0		50.0	980.80			
10/05/80	8:3	:0		50.0	953.52			CHOKED 10/64
10/05/80	8:4	:0		50.0	944.06			
10/05/80	8:5	:0		50.0	934.93			
10/05/80	8:6	:0		50.0	926.25			
10/05/80	8:7	:0		50.0	917.86			
10/05/80	8:8	:0		50.0	909.77			
10/05/80	8:9	:0		50.0	901.80			
10/05/80	8:10	:0		50.0	893.91			

GO WIRELINE SERVICES  
PRESSURE BUILD-UP SURVEY

Well No.: SB#15 Date: 10/05/80 Gradient: 0.000PSI/ft  
Tool positioned at: 2145 MD. 2145 TVD. 2145 S.S.

$\frac{T+dt}{dt}$	Time	dt(hrs)	deg F	P (PSIA)	P @ 2145	Delta P	Comments
10/05/80	8:11:0		50.0	886.15			
10/05/80	8:12:0		50.0	878.53			
10/05/80	8:13:0		50.0	871.06			
10/05/80	8:14:0		50.0	863.70			
10/05/80	8:15:0		50.0	856.41			
10/05/80	8:16:0		50.0	849.18			
10/05/80	8:17:0		50.0	842.13			
10/05/80	8:18:0		50.0	835.17			
10/05/80	8:19:0		50.0	828.22			
10/05/80	8:20:0		49.0	821.41			
10/05/80	8:21:0		49.0	814.65			
10/05/80	8:22:0		49.0	808.12			
10/05/80	8:23:0		49.0	801.67			
10/05/80	8:24:0		49.0	795.38			
10/05/80	8:25:0		49.0	789.23			
10/05/80	8:26:0		49.0	783.15			
10/05/80	8:27:0		49.0	777.16			
10/05/80	8:28:0		49.0	771.35			
10/05/80	8:29:0		49.0	765.74			
10/05/80	8:30:0		49.0	760.35			
10/05/80	8:31:0		49.0	755.10			
10/05/80	8:32:0		49.0	749.81			
10/05/80	8:33:0		49.0	744.62			
10/05/80	8:34:0		49.0	739.56			
10/05/80	8:35:0		49.0	734.64			
10/05/80	8:36:0		49.0	729.96			
10/05/80	8:37:0		49.0	725.27			
10/05/80	8:38:0		49.0	720.74			
10/05/80	8:39:0		49.0	716.22			
10/05/80	8:40:0		49.0	711.85			
10/05/80	8:41:0		49.0	707.64			
10/05/80	8:42:0		49.0	703.49			
10/05/80	8:43:0		49.0	699.46			
10/05/80	8:44:0		49.0	695.45			
10/05/80	8:45:0		49.0	691.56			
10/05/80	8:46:0		49.0	687.73			
10/05/80	8:47:0		49.0	684.01			
10/05/80	8:48:0		49.0	680.42			
10/05/80	8:49:0		49.0	676.91			
10/05/80	8:50:0		49.0	673.52			
10/05/80	8:51:0		49.0	670.22			
10/05/80	8:52:0		49.0	666.94			
10/05/80	8:53:0		49.0	663.75			
10/05/80	8:54:0		49.0	660.66			
10/05/80	8:55:0		49.0	657.60			
10/05/80	8:56:0		49.0	654.63			
10/05/80	8:57:0		49.0	651.73			
10/05/80	8:58:0		49.0	648.86			
10/05/80	8:59:0		49.0	646.08			
10/05/80	9:0 :0		49.0	643.46			
10/05/80	9:1 :0		49.0	640.92			
10/05/80	9:2 :0		49.0	638.45			
10/05/80	9:3 :0		49.0	636.12			
10/05/80	9:4 :0		49.0	633.90			
10/05/80	9:5 :0		49.0	631.64			

GO WIRELINE SERVICES  
PRESSURE BUILD-UP SURVEY

Well No.: SB#15 Date: 10/05/80 Gradient: 0.000PSI/ft  
Tool positioned at: 2145 MD. 2145 IVD. 2145 S.S.

$\frac{T+dt}{dt}$	Time	dt(hrs)	deg F	P (PSIA)	P @ 2145	Delta P	Comments
10/05/80	9:6 :0		49.0	629.43			
10/05/80	9:7 :0		49.0	627.42			
10/05/80	9:8 :0		49.0	625.52			
10/05/80	9:9 :0		49.0	623.61			
10/05/80	9:10:0		49.0	621.89			
10/05/80	9:11:0		49.0	620.19			
10/05/80	9:12:0		49.0	618.56			
10/05/80	9:13:0		49.0	616.92			
10/05/80	9:14:0		49.0	615.47			
10/05/80	9:15:0		49.0	613.74			
10/05/80	9:16:0		49.0	612.45			
10/05/80	9:17:0		49.0	611.38			
10/05/80	9:18:0		49.0	610.28			
10/05/80	9:19:0		49.0	609.27			
10/05/80	9:20:0		49.0	608.36			
10/05/80	9:21:0		49.0	607.38			
10/05/80	9:22:0		49.0	606.51			
10/05/80	9:23:0		49.0	605.60			
10/05/80	9:24:0		49.0	604.89			
10/05/80	9:25:0		49.0	604.00			
10/05/80	9:26:0		49.0	603.27			
10/05/80	9:27:0		49.0	602.43			
10/05/80	9:28:0		49.0	601.55			
10/05/80	9:29:0		49.0	600.73			
10/05/80	9:30:0		49.0	599.97			
10/05/80	9:31:0		48.0	599.40			
10/05/80	9:32:0		48.0	598.66			
10/05/80	9:33:0		48.0	598.08			
10/05/80	9:34:0		48.0	597.40			
10/05/80	9:35:0		48.0	596.85			
10/05/80	9:36:0		48.0	596.46			
10/05/80	9:37:0		48.0	595.90			
10/05/80	9:38:0		48.0	595.44			
10/05/80	9:39:0		48.0	595.01			
10/05/80	9:40:0		48.0	594.68			
10/05/80	9:41:0		48.0	594.37			
10/05/80	9:42:0		48.0	594.13			
10/05/80	9:43:0		48.0	593.90			
10/05/80	9:44:0		48.0	593.51			
10/05/80	9:45:0		48.0	593.26			
10/05/80	9:46:0		48.0	592.97			
10/05/80	9:47:0		48.0	592.72			
10/05/80	9:48:0		48.0	592.49			
10/05/80	9:49:0		48.0	592.43			
10/05/80	9:50:0		48.0	592.38			
10/05/80	9:51:0		48.0	592.21			
10/05/80	9:52:0		48.0	592.05			
10/05/80	9:53:0		48.0	592.04			
10/05/80	9:54:0		48.0	591.98			
10/05/80	9:55:0		48.0	591.87			
10/05/80	9:56:0		48.0	591.89			
10/05/80	9:57:0		48.0	591.89			
10/05/80	9:58:0		48.0	591.85			
10/05/80	9:59:0		48.0	591.66			
10/05/80	10:0 :0		48.0	591.74			

GO WIRELINE SERVICES  
PRESSURE BUILD-UP SURVEY

Well No.: SB#15 Date: 10/05/80 Gradient: 0.000PSI/ft  
Tool positioned at: 2145 MD. 2145 TVD. 2145 S.S.

$\frac{T-dt}{dt}$	Time	dt(hrs)	deg F	P (PSIA)	P @ 2145	Delta P	Comments
10/05/80	10:1 :0		48.0	592.23			
10/05/80	10:2 :0		48.0	592.82			
10/05/80	10:3 :0		48.0	593.28			
10/05/80	10:4 :0		48.0	593.55			
10/05/80	10:5 :0		48.0	593.86			
10/05/80	10:6 :0		48.0	594.05			
10/05/80	10:7 :0		48.0	594.40			
10/05/80	10:8 :0		48.0	594.75			
10/05/80	10:9 :0		48.0	594.38			
10/05/80	10:10:0		48.0	594.59			
10/05/80	10:11:0		48.0	594.99			
10/05/80	10:12:0		48.0	595.51			
10/05/80	10:13:0		48.0	596.00			
10/05/80	10:14:0		48.0	596.32			
10/05/80	10:15:0		48.0	596.86			
10/05/80	10:16:0		48.0	597.33			
10/05/80	10:17:0		48.0	597.66			
10/05/80	10:18:0		48.0	598.07			
10/05/80	10:19:0		48.0	598.44			
10/05/80	10:20:0		48.0	598.66			
10/05/80	10:21:0		48.0	598.90			
10/05/80	10:22:0		48.0	599.23			
10/05/80	10:23:0		48.0	599.64			
10/05/80	10:24:0		48.0	599.99			
10/05/80	10:25:0		48.0	600.22			
10/05/80	10:26:0		48.0	600.51			
10/05/80	10:27:0		48.0	600.81			
10/05/80	10:28:0		48.0	600.89			
10/05/80	10:29:0		48.0	601.26			
10/05/80	10:30:0		48.0	601.70			
10/05/80	10:31:0		48.0	602.14			
10/05/80	10:32:0		48.0	602.65			
10/05/80	10:33:0		48.0	603.09			
10/05/80	10:34:0		48.0	603.55			
10/05/80	10:35:0		48.0	604.11			
10/05/80	10:36:0		48.0	604.63			
10/05/80	10:37:0		48.0	605.19			
10/05/80	10:38:0		48.0	606.00			
10/05/80	10:39:0		48.0	606.75			
10/05/80	10:40:0		48.0	607.41			
10/05/80	10:41:0		48.0	607.77			
10/05/80	10:42:0		48.0	608.28			
10/05/80	10:43:0		48.0	608.99			
10/05/80	10:44:0		48.0	609.69			
10/05/80	10:45:0		48.0	610.26			
10/05/80	10:46:0		48.0	611.04			
10/05/80	10:47:0		48.0	611.59			
10/05/80	10:48:0		48.0	612.23			
10/05/80	10:49:0		48.0	612.92			
10/05/80	10:50:0		48.0	613.60			
10/05/80	10:51:0		48.0	614.42			
10/05/80	10:52:0		48.0	615.17			
10/05/80	10:53:0		48.0	615.54			
10/05/80	10:54:0		48.0	615.95			
10/05/80	10:55:0		48.0	616.52			

GO WIRELINE SERVICES  
PRESSURE BUILD-UP SURVEY

Well No.: SB#15      Date: 10/05/80      Gradient: 0.000PSI/ft  
Tool positioned at: 2145 MD.      2145 TVD.      2145 S.S.

$\frac{T+dt}{dt}$	Time	dt (hrs)	deg F	P (PSIA)	P @ 2145	Delta P	Comments
10/05/80	10:56:0		48.0	617.03			
10/05/80	10:57:0		48.0	617.62			
10/05/80	10:58:0		48.0	618.09			
10/05/80	10:59:0		48.0	618.47			
10/05/80	11:0 :0		48.0	618.89			
10/05/80	11:1 :0		48.0	619.30			
10/05/80	11:2 :0		48.0	619.76			
10/05/80	11:3 :0		48.0	620.15			
10/05/80	11:4 :0		48.0	620.79			
10/05/80	11:5 :0		48.0	621.34			
10/05/80	11:6 :0		48.0	622.01			
10/05/80	11:7 :0		48.0	622.44			
10/05/80	11:8 :0		48.0	623.00			
10/05/80	11:9 :0		48.0	623.69			
10/05/80	11:10:0		48.0	624.52			
10/05/80	11:11:0		48.0	625.36			
10/05/80	11:12:0		48.0	626.15			
10/05/80	11:13:0		48.0	627.15			
10/05/80	11:14:0		48.0	628.10			
10/05/80	11:15:0		47.0	628.89			
10/05/80	11:16:0		47.0	629.93			
10/05/80	11:17:0		47.0	631.11			
10/05/80	11:18:0		47.0	632.23			
10/05/80	11:19:0		47.0	633.38			
10/05/80	11:20:0		47.0	634.77			
10/05/80	11:21:0		47.0	636.49			
10/05/80	11:22:0		47.0	637.90			
10/05/80	11:23:0		47.0	639.53			
10/05/80	11:24:0		47.0	639.08			
10/05/80	11:25:0		47.0	639.69			
10/05/80	11:26:0		47.0	640.35			
10/05/80	11:27:0		47.0	640.95			
10/05/80	11:28:0		46.0	641.70			
10/05/80	11:29:0		46.0	642.07			
10/05/80	11:30:0		46.0	642.44			
10/05/80	11:31:0		46.0	643.04			
10/05/80	11:32:0		46.0	643.68			
10/05/80	11:33:0		46.0	644.62			
10/05/80	11:34:0		46.0	645.54			
10/05/80	11:35:0		46.0	646.93			
10/05/80	11:36:0		46.0	648.76			
10/05/80	11:37:0		46.0	650.85			
10/05/80	11:38:0		46.0	651.97			
10/05/80	11:39:0		46.0	653.51			
10/05/80	11:40:0		46.0	654.99			
10/05/80	11:41:0		46.0	656.36			
10/05/80	11:42:0		46.0	657.84			
10/05/80	11:43:0		46.0	659.18			
10/05/80	11:44:0		46.0	659.60			
10/05/80	11:46:0		46.0	661.23			
10/05/80	11:47:0		46.0	662.36			
10/05/80	11:48:0		46.0	663.30			
10/05/80	11:49:0		46.0	664.34			
10/05/80	11:50:0		46.0	665.45			
10/05/80	11:51:0		46.0	666.83			



GO WIRELINE SERVICES  
PRESSURE BUILD-UP SURVEY

Well No.: SB#15 Date: 10/05/80 Gradient: 0.000PSI/ft  
Tool positioned at: 2145 MD. 2145 TVD. 2145 S.S.

$\frac{T+dt}{dt}$	Time	dt(hrs)	deg F	P (PSIA)	P @ 2145	Delta P	Comments
10/05/80	11:52:0		46.0	668.58			
10/05/80	11:53:0		46.0	668.97			
10/05/80	11:54:0		46.0	669.70			
10/05/80	11:55:0		46.0	670.36			
10/05/80	11:56:0		46.0	670.94			
10/05/80	11:57:0		46.0	670.82			
10/05/80	11:58:0		46.0	670.71			
10/05/80	11:59:0		46.0	670.80			
10/05/80	12:0 :0		46.0	671.10			
10/05/80	12:1 :0		46.0	671.42			
10/05/80	12:2 :0		46.0	671.79			
10/05/80	12:3 :0		46.0	672.31			
10/05/80	12:4 :0		46.0	672.23			
10/05/80	12:5 :0		46.0	672.46			
10/05/80	12:6 :0		46.0	672.80			
10/05/80	12:7 :0		46.0	673.34			
10/05/80	12:8 :0		46.0	673.93			
10/05/80	12:9 :0		46.0	674.47			
10/05/80	12:10:0		46.0	675.23			
10/05/80	12:11:0		46.0	676.22			
10/05/80	12:12:0		46.0	677.24			
10/05/80	12:13:0		46.0	678.61			
10/05/80	12:14:0		46.0	679.71			
10/05/80	12:15:0		46.0	680.57			
10/05/80	12:16:0		46.0	681.84			
10/05/80	12:17:0		46.0	683.35			
10/05/80	12:18:0		46.0	684.80			
10/05/80	12:19:0		46.0	685.94			
10/05/80	12:20:0		46.0	686.94			
10/05/80	12:21:0		46.0	688.06			
10/05/80	12:22:0		46.0	689.25			
10/05/80	12:23:0		46.0	690.49			
10/05/80	12:24:0		46.0	691.76			
10/05/80	12:25:0		46.0	693.19			
10/05/80	12:26:0		46.0	694.58			
10/05/80	12:27:0		46.0	696.30			
10/05/80	12:28:0		46.0	698.21			
10/05/80	12:29:0		46.0	700.52			
10/05/80	12:30:0		46.0	702.99			
10/05/80	12:31:0		46.0	705.85			
10/05/80	12:32:0		46.0	708.56			
10/05/80	12:33:0		46.0	709.64			
10/05/80	12:34:0		46.0	710.98			
10/05/80	12:35:0		46.0	712.49			
10/05/80	12:36:0		46.0	714.13			
10/05/80	12:37:0		46.0	714.75			
10/05/80	12:38:0		46.0	715.37			
10/05/80	12:39:0		46.0	715.39			
10/05/80	12:40:0		46.0	715.62			
10/05/80	12:41:0		46.0	715.42			
10/05/80	12:42:0		46.0	715.52			
10/05/80	12:43:0		46.0	715.35			
10/05/80	12:44:0		46.0	715.31			
10/05/80	12:45:0		46.0	715.23			
10/05/80	12:46:0		46.0	715.30			

CO WIRELINE SERVICES  
PRESSURE BUILD-UP SURVEY

Well No.: SB#15 Date: 10/05/80 Gradient: 0.000PSI/ft  
Tool positioned at: 2145 MD. 2145 TVD. 2145 S.S.

<u>T+dt</u> dt	Time	dt(hrs)	deg F	P (PSIA)	P @ 2145	Delta P	Comments
10/05/80	12:47:0		46.0	715.40			
10/05/80	12:48:0		46.0	715.43			
10/05/80	12:49:0		46.0	715.64			
10/05/80	12:50:0		46.0	716.13			
10/05/80	12:51:0		46.0	715.89			
10/05/80	12:52:0		46.0	715.51			
10/05/80	12:53:0		46.0	715.50			
10/05/80	12:54:0		46.0	715.73			
10/05/80	12:55:0		46.0	716.02			
10/05/80	12:56:0		46.0	716.58			
10/05/80	12:57:0		46.0	717.29			
10/05/80	12:58:0		46.0	718.36			
10/05/80	12:59:0		46.0	717.68			
10/05/80	13:0 :0		46.0	717.37			
10/05/80	13:1 :0		46.0	717.71			
10/05/80	13:2 :0		46.0	718.32			
10/05/80	13:3 :0		46.0	718.41			
10/05/80	13:4 :0		46.0	718.45			
10/05/80	13:5 :0		46.0	718.79			
10/05/80	13:6 :0		46.0	719.09			
10/05/80	13:7 :0		46.0	719.21			
10/05/80	13:8 :0		46.0	719.15			
10/05/80	13:9 :0		46.0	719.43			
10/05/80	13:10:0		46.0	720.11			
10/05/80	13:11:0		46.0	720.76			
10/05/80	13:12:0		46.0	721.73			
10/05/80	13:13:0		46.0	721.50			
10/05/80	13:14:0		46.0	721.50			
10/05/80	13:15:0		46.0	722.02			
10/05/80	13:16:0		46.0	722.91			
10/05/80	13:23:0		46.0	760.69			
10/05/80	13:24:0		46.0	750.60			CHOKE CHANGE 14/64
10/05/80	13:25:0		46.0	740.01			
10/05/80	13:26:0		46.0	729.39			
10/05/80	13:29:0		46.0	747.00			
10/05/80	13:30:0		46.0	752.42			
10/05/80	13:31:0		46.0	757.96			
10/05/80	13:32:0		46.0	763.14			
10/05/80	13:33:0		46.0	768.01			
10/05/80	13:34:0		46.0	772.73			
10/05/80	13:35:0		46.0	777.45			
10/05/80	13:36:0		46.0	782.09			
10/05/80	13:37:0		46.0	786.60			
10/05/80	13:38:0		46.0	791.13			
10/05/80	13:39:0		46.0	795.20			
10/05/80	13:40:0		46.0	799.61			
10/05/80	13:41:0		46.0	803.87			
10/05/80	13:42:0		46.0	808.26			
10/05/80	13:43:0		46.0	812.70			
10/05/80	13:44:0		46.0	816.69			
10/05/80	13:45:0		46.0	820.84			
10/05/80	13:46:0		46.0	824.75			
10/05/80	13:47:0		46.0	828.90			
10/05/80	13:48:0		46.0	832.95			
10/05/80	13:49:0		46.0	837.10			

GO WIRELINE SERVICES  
PRESSURE BUILD-UP SURVEY

Well No.: SB#15 Date: 10/05/80 Gradient: 0.000PSI/ft  
Tool positioned at: 2145 MD. 2145 TVD. 2145 S.S.

<u>T+dt</u> dt	Time	dt(hrs)	deg F	P (PSIA)	P @ 2145	Delta P	Comments
10/05/80	13:50:0		46.0	841.04			
10/05/80	13:51:0		46.0	844.84			
10/05/80	13:52:0		46.0	849.82			
10/05/80	13:53:0		46.0	853.20			
10/05/80	13:54:0		46.0	857.75			SHUT-IN
10/05/80	13:55:0		46.0	862.17			
10/05/80	13:56:0		46.0	866.51			
10/05/80	13:57:0		46.0	870.70			
10/05/80	13:58:0		46.0	874.83			
10/05/80	13:59:0		46.0	878.86			
10/05/80	14:0 :0		46.0	882.78			
10/05/80	14:1 :0		46.0	870.07			FLOWING
10/05/80	14:2 :0		46.0	831.97			
10/05/80	14:3 :0		46.0	835.33			
10/05/80	14:4 :0		46.0	841.19			
10/05/80	14:5 :0		46.0	843.78			
10/05/80	14:6 :0		46.0	849.34			SHUT-IN
10/05/80	14:7 :0		46.0	841.82			FLOWING
10/05/80	14:8 :0		46.0	827.30			
10/05/80	14:9 :0		46.0	813.20			
10/05/80	14:10:0		46.0	799.62			
10/05/80	14:11:0		46.0	786.78			
10/05/80	14:12:0		46.0	774.70			
10/05/80	14:13:0		46.0	763.11			
10/05/80	14:14:0		46.0	752.15			
10/05/80	14:15:0		46.0	741.60			
10/05/80	14:16:0		46.0	731.40			
10/05/80	14:17:0		46.0	721.51			
10/05/80	14:18:0		46.0	711.98			
10/05/80	14:19:0		46.0	702.93			
10/05/80	14:20:0		46.0	694.04			
10/05/80	14:21:0		46.0	685.46			
10/05/80	14:22:0		46.0	677.13			
10/05/80	14:23:0		46.0	669.32			
10/05/80	14:24:0		46.0	661.61			
10/05/80	14:25:0		46.0	654.28			
10/05/80	14:26:0		47.0	647.23			
10/05/80	14:27:0		47.0	640.27			
10/05/80	14:28:0		47.0	633.46			
10/05/80	14:29:0		47.0	626.95			
10/05/80	14:30:0		47.0	620.64			
10/05/80	14:31:0		47.0	614.50			
10/05/80	14:32:0		47.0	608.84			
10/05/80	14:33:0		47.0	603.55			
10/05/80	14:34:0		47.0	599.22			
10/05/80	14:35:0		47.0	592.90			
10/05/80	14:36:0		47.0	587.85			
10/05/80	14:37:0		47.0	583.14			
10/05/80	14:38:0		47.0	578.43			
10/05/80	14:39:0		47.0	574.07			
10/05/80	14:40:0		47.0	569.99			
10/05/80	14:41:0		47.0	566.35			
10/05/80	14:42:0		47.0	562.89			
10/05/80	14:43:0		47.0	559.63			
10/05/80	14:44:0		47.0	556.52			

GO WIRELINE SERVICES  
PRESSURE BUILD-UP SURVEY

Well No.: SB#15 Date: 10/05/80 Gradient: 0.000PSI/ft  
Tool positioned at: 2145 MD. 2145 TVD. 2145 S.S.

$\frac{T+dt}{dt}$	Time	dt(hrs)	deg F	P (PSIA)	P @ 2145	Delta P	Comments
10/05/80	14:45:0		47.0	553.52			
10/05/80	14:46:0		47.0	550.51			
10/05/80	14:47:0		47.0	547.67			
10/05/80	14:48:0		47.0	544.86			
10/05/80	14:49:0		47.0	542.09			
10/05/80	14:50:0		46.0	539.73			
10/05/80	14:51:0		46.0	537.35			
10/05/80	14:52:0		46.0	534.91			
10/05/80	14:53:0		46.0	532.73			
10/05/80	14:54:0		46.0	530.57			
10/05/80	14:55:0		46.0	528.65			
10/05/80	14:56:0		46.0	526.69			
10/05/80	14:57:0		46.0	524.83			
10/05/80	14:58:0		46.0	522.96			
10/05/80	14:59:0		46.0	521.32			
10/05/80	15:0 :0		46.0	519.59			
10/05/80	15:1 :0		46.0	518.14			
10/05/80	15:2 :0		46.0	516.57			
10/05/80	15:3 :0		46.0	514.95			
10/05/80	15:4 :0		46.0	513.27			
10/05/80	15:5 :0		46.0	511.61			
10/05/80	15:6 :0		46.0	509.95			
10/05/80	15:7 :0		46.0	508.18			
10/05/80	15:8 :0		46.0	506.26			
10/05/80	15:9 :0		45.0	504.37			
10/05/80	15:10:0		45.0	502.68			
10/05/80	15:11:0		45.0	501.08			
10/05/80	15:12:0		45.0	499.42			
10/05/80	15:13:0		45.0	497.99			
10/05/80	15:14:0		45.0	496.72			
10/05/80	15:15:0		45.0	495.46			
10/05/80	15:16:0		45.0	494.45			
10/05/80	15:17:0		45.0	493.54			
10/05/80	15:18:0		45.0	492.66			
10/05/80	15:19:0		45.0	491.71			
10/05/80	15:20:0		45.0	490.79			
10/05/80	15:21:0		45.0	490.08			
10/05/80	15:22:0		45.0	489.33			
10/05/80	15:23:0		45.0	488.69			
10/05/80	15:24:0		45.0	488.11			
10/05/80	15:25:0		45.0	487.71			
10/05/80	15:26:0		45.0	487.30			
10/05/80	15:27:0		45.0	486.80			
10/05/80	15:28:0		45.0	486.51			
10/05/80	15:29:0		45.0	486.26			
10/05/80	15:30:0		45.0	485.94			
10/05/80	15:31:0		45.0	485.78			
10/05/80	15:32:0		45.0	485.64			
10/05/80	15:33:0		45.0	485.40			
10/05/80	15:34:0		45.0	485.13			
10/05/80	15:35:0		45.0	484.97			
10/05/80	15:36:0		45.0	484.67			
10/05/80	15:37:0		44.0	484.67			
10/05/80	15:38:0		44.0	484.69			
10/05/80	15:39:0		44.0	484.58			

GO WIRELINE SERVICES  
PRESSURE BUILD-UP SURVEY

Well No.: SB#15 Date: 10/05/80 Gradient: 0.000PSI/ft  
Tool positioned at: 2145 MD. 2145 TVD. 2145 S.S.

$\frac{T+dt}{dt}$	Time	dt(hrs)	deg F	P (PSIA)	P @ 2145	Delta P	Comments
10/05/80	15:40:0		44.0	484.49			
10/05/80	15:41:0		43.0	484.47			
10/05/80	15:42:0		43.0	484.32			
10/05/80	15:43:0		43.0	484.18			
10/05/80	15:44:0		43.0	484.13			
10/05/80	15:45:0		43.0	484.00			
10/05/80	15:46:0		43.0	483.66			
10/05/80	15:47:0		43.0	483.73			
10/05/80	15:48:0		43.0	484.00			
10/05/80	15:49:0		43.0	484.23			
10/05/80	15:50:0		43.0	484.23			
10/05/80	15:51:0		43.0	484.18			
10/05/80	15:52:0		43.0	484.25			
10/05/80	15:53:0		43.0	484.45			
10/05/80	15:54:0		43.0	484.68			
10/05/80	15:55:0		43.0	484.92			
10/05/80	15:56:0		43.0	485.14			
10/05/80	15:57:0		43.0	485.09			
10/05/80	15:58:0		43.0	484.98			
10/05/80	15:59:0		43.0	484.95			
10/05/80	16:0:0		43.0	484.82			
10/05/80	16:1:0		42.0	485.01			
10/05/80	16:2:0		42.0	485.26			
10/05/80	16:12:0		42.0	575.50			CHOKE CHANGE 16/64
10/05/80	16:13:0		42.0	567.87			
10/05/80	16:14:0		42.0	561.17			
10/05/80	16:15:0		42.0	555.11			
10/05/80	16:16:0		42.0	549.04			
10/05/80	16:17:0		42.0	543.09			
10/05/80	16:18:0		43.0	537.31			
10/05/80	16:19:0		43.0	531.87			
10/05/80	16:20:0		43.0	527.17			
10/05/80	16:21:0		43.0	522.85			
10/05/80	16:22:0		43.0	518.73			
10/05/80	16:23:0		43.0	514.68			
10/05/80	16:24:0		43.0	510.91			
10/05/80	16:25:0		43.0	507.20			
10/05/80	16:26:0		43.0	503.51			
10/05/80	16:27:0		43.0	499.84			
10/05/80	16:28:0		43.0	496.66			
10/05/80	16:29:0		43.0	493.64			
10/05/80	16:30:0		43.0	490.68			
10/05/80	16:31:0		43.0	487.70			
10/05/80	16:32:0		43.0	485.13			
10/05/80	16:33:0		43.0	482.91			
10/05/80	16:34:0		43.0	480.48			
10/05/80	16:35:0		43.0	478.09			
10/05/80	16:36:0		43.0	475.83			
10/05/80	16:37:0		43.0	473.67			
10/05/80	16:38:0		43.0	471.71			
10/05/80	16:39:0		43.0	469.62			
10/05/80	16:40:0		43.0	467.82			
10/05/80	16:41:0		43.0	466.08			
10/05/80	16:42:0		43.0	464.50			
10/05/80	16:43:0		43.0	462.90			

GO WIRELINE SERVICES  
PRESSURE BUILD-UP SURVEY

Well No.: SB#15 Date: 10/05/80 Gradient: 0.000PSI/ft  
Tool positioned at: 2145 MD. 2145 TVD. 2145 S.S.

<u>T-dt</u>	<u>dt</u>	<u>Time</u>	<u>dt(hrs)</u>	<u>deg F</u>	<u>P (PSIA)</u>	<u>P @ 2145</u>	<u>Delta P</u>	<u>Comments</u>
10/05/80	16:44:0			43.0	461.42			
10/05/80	16:45:0			43.0	459.71			
10/05/80	16:46:0			43.0	457.97			
10/05/80	16:47:0			43.0	456.20			
10/05/80	16:48:0			43.0	454.71			
10/05/80	16:49:0			43.0	453.26			
10/05/80	16:50:0			43.0	451.78			
10/05/80	16:51:0			43.0	450.57			
10/05/80	16:52:0			43.0	449.45			
10/05/80	16:53:0			43.0	448.33			
10/05/80	16:54:0			43.0	447.19			
10/05/80	16:55:0			43.0	446.24			
10/05/80	16:56:0			42.0	445.19			
10/05/80	16:57:0			42.0	443.93			
10/05/80	16:58:0			42.0	442.41			
10/05/80	16:59:0			42.0	440.91			
10/05/80	17:0 :0			42.0	439.53			
10/05/80	17:1 :0			42.0	438.19			
10/05/80	17:2 :0			42.0	436.92			
10/05/80	17:3 :0			42.0	435.68			
10/05/80	17:4 :0			42.0	434.49			
10/05/80	17:5 :0			42.0	433.63			
10/05/80	17:6 :0			42.0	432.69			
10/05/80	17:7 :0			42.0	431.81			
10/05/80	17:8 :0			42.0	431.22			
10/05/80	17:9 :0			42.0	430.70			
10/05/80	17:10:0			42.0	430.34			
10/05/80	17:11:0			42.0	429.77			
10/05/80	17:12:0			42.0	429.22			
10/05/80	17:13:0			42.0	428.62			
10/05/80	17:14:0			42.0	427.96			
10/05/80	17:15:0			41.0	427.27			
10/05/80	17:16:0			41.0	426.57			
10/05/80	17:17:0			41.0	426.01			
10/05/80	17:18:0			41.0	425.54			
10/05/80	17:19:0			41.0	425.16			
10/05/80	17:20:0			41.0	424.95			
10/05/80	17:21:0			41.0	424.68			
10/05/80	17:22:0			41.0	424.39			
10/05/80	17:23:0			41.0	424.14			
10/05/80	17:24:0			41.0	423.87			
10/05/80	17:25:0			41.0	423.71			
10/05/80	17:26:0			41.0	423.54			
10/05/80	17:27:0			41.0	423.45			
10/05/80	17:28:0			41.0	423.25			
10/05/80	17:29:0			41.0	422.94			
10/05/80	17:30:0			41.0	422.75			
10/05/80	17:31:0			41.0	422.64			
10/05/80	17:32:0			41.0	422.52			
10/05/80	17:33:0			41.0	422.33			
10/05/80	17:34:0			40.0	422.14			
10/05/80	17:35:0			40.0	422.12			
10/05/80	17:36:0			40.0	422.18			
10/05/80	17:37:0			40.0	421.96			
10/05/80	17:38:0			40.0	421.91			

GO WIRELINE SERVICES  
PRESSURE BUILD-UP SURVEY

Well No.: SB#15 Date: 10/05/80 Gradient: 0.000PSI/ft  
Tool positioned at: 2145 MD. 2145 TVD. 2145 S.S.

$\frac{T+dt}{dt}$	Time	dt(hrs)	deg F	P (PSIA)	P @ 2145	Delta P	Comments
10/05/80	17:39:0		40.0	421.79			
10/05/80	17:40:0		40.0	421.64			
10/05/80	17:41:0		40.0	421.44			
10/05/80	17:42:0		40.0	421.23			
10/05/80	17:43:0		40.0	421.33			
10/05/80	17:44:0		40.0	421.49			
10/05/80	17:45:0		40.0	421.55			
10/05/80	17:46:0		40.0	421.50			
10/05/80	17:47:0		40.0	421.65			
10/05/80	17:48:0		40.0	422.04			
10/05/80	17:49:0		40.0	422.33			
10/05/80	17:50:0		40.0	422.59			
10/05/80	17:51:0		40.0	422.48			
10/05/80	17:52:0		40.0	422.25			
10/05/80	17:53:0		40.0	422.60			
10/05/80	17:54:0		41.0	423.19			
10/05/80	17:55:0		41.0	423.71			
10/05/80	17:56:0		41.0	424.48			
10/05/80	17:57:0		41.0	425.01			
10/05/80	17:58:0		41.0	425.45			
10/05/80	17:59:0		41.0	425.64			
10/05/80	18:0:0		41.0	425.62			
10/05/80	18:1:0		41.0	425.52			
10/05/80	18:2:0		41.0	425.36			
10/05/80	18:3:0		41.0	425.25			
10/05/80	18:4:0		41.0	425.00			
10/05/80	18:5:0		41.0	424.64			
10/05/80	18:6:0		41.0	424.39			
10/05/80	18:7:0		41.0	424.00			
10/05/80	18:8:0		41.0	423.74			
10/05/80	18:9:0		41.0	423.47			
10/05/80	18:10:0		41.0	423.23			
10/05/80	18:11:0		39.0	423.18			
10/05/80	18:12:0		39.0	423.06			
10/05/80	18:13:0		39.0	422.85			
10/05/80	18:14:0		39.0	422.61			
10/05/80	18:15:0		39.0	422.53			
10/05/80	18:16:0		39.0	422.35			
10/05/80	18:17:0		39.0	422.39			
10/05/80	18:18:0		39.0	422.32			
10/05/80	18:19:0		39.0	422.11			
10/05/80	18:20:0		39.0	422.06			
10/05/80	18:21:0		39.0	421.99			
10/05/80	18:22:0		39.0	421.91			
10/05/80	18:23:0		39.0	421.81			
10/05/80	18:24:0		39.0	421.74			
10/05/80	18:25:0		38.0	421.67			
10/05/80	18:26:0		39.0	421.59			
10/05/80	18:27:0		38.0	421.22			
10/05/80	18:28:0		39.0	421.20			
10/05/80	18:29:0		39.0	421.45			
10/05/80	18:30:0		38.0	421.71			
10/05/80	18:31:0		39.0	421.53			
10/05/80	18:32:0		38.0	421.68			
10/05/80	18:33:0		38.0	421.89			

GO WIRELINE SERVICES  
PRESSURE BUILD-UP SURVEY

Well No.: SB#15 Date: 10/05/80 Gradient: 0.000PSI/ft  
Tool positioned at: 2145 MD. 2145 TVD. 2145 S.S.

$\frac{T+dt}{dt}$	Time	dt(hrs)	deg F	P (PSIA)	P @ 2145	Delta P	Comments
10/05/80	18:34:0		39.0	422.27			
10/05/80	18:35:0		39.0	422.39			
10/05/80	18:36:0		39.0	422.58			
10/05/80	18:37:0		39.0	422.86			
10/05/80	18:38:0		39.0	423.28			
10/05/80	18:39:0		39.0	423.72			
10/05/80	18:45:0		39.0	453.97			CHOKE CHANGE 20/64
10/05/80	18:46:0		39.0	445.60			
10/05/80	18:47:0		39.0	437.32			
10/05/80	18:48:0		40.0	429.29			
10/05/80	18:49:0		40.0	422.31			
10/05/80	18:50:0		40.0	416.36			
10/05/80	18:51:0		40.0	410.56			
10/05/80	18:52:0		40.0	405.42			
10/05/80	18:53:0		40.0	401.04			
10/05/80	18:54:0		40.0	397.29			
10/05/80	18:55:0		40.0	394.07			
10/05/80	18:56:0		40.0	390.97			
10/05/80	18:57:0		40.0	389.46			
10/05/80	18:58:0		40.0	385.94			
10/05/80	18:59:0		40.0	383.85			
10/05/80	19:0:0		40.0	381.74			
10/05/80	19:1:0		40.0	380.01			
10/05/80	19:2:0		40.0	378.33			
10/05/80	19:3:0		40.0	377.04			
10/05/80	19:4:0		40.0	376.04			
10/05/80	19:5:0		40.0	375.12			
10/05/80	19:6:0		40.0	374.12			
10/05/80	19:7:0		40.0	372.96			
10/05/80	19:8:0		40.0	371.86			
10/05/80	19:9:0		40.0	370.67			
10/05/80	19:10:0		40.0	369.80			
10/05/80	19:11:0		40.0	368.83			
10/05/80	19:12:0		40.0	368.03			
10/05/80	19:13:0		40.0	367.22			
10/05/80	19:14:0		40.0	366.47			
10/05/80	19:15:0		40.0	365.53			
10/05/80	19:16:0		40.0	364.74			
10/05/80	19:17:0		40.0	363.81			
10/05/80	19:18:0		40.0	362.83			
10/05/80	19:19:0		40.0	361.36			
10/05/80	19:20:0		40.0	359.77			
10/05/80	19:21:0		40.0	359.17			
10/05/80	19:22:0		40.0	356.61			
10/05/80	19:23:0		40.0	354.91			
10/05/80	19:24:0		40.0	353.25			
10/05/80	19:25:0		40.0	351.87			
10/05/80	19:26:0		40.0	350.50			
10/05/80	19:27:0		40.0	349.39			
10/05/80	19:28:0		40.0	348.54			
10/05/80	19:29:0		40.0	347.62			
10/05/80	19:30:0		40.0	347.35			
10/05/80	19:31:0		40.0	346.65			
10/05/80	19:32:0		38.0	346.25			
10/05/80	19:33:0		38.0	346.15			



GO WIRELINE SERVICES  
PRESSURE BUILD-UP SURVEY

Well No.: SB#15 Date: 10/05/80 Gradient: 0.000PSI/ft  
Tool positioned at: 2145 MD. 2145 TVD. 2145 S.S.

<u>T+dt</u> dt	Time	dt(hrs)	deg F	P (PSIA)	P @ 2145	Delta P	Comments
10/05/80	19:34:0		38.0	346.21			
10/05/80	19:35:0		38.0	345.90			
10/05/80	19:36:0		38.0	345.61			
10/05/80	19:37:0		38.0	345.46			
10/05/80	19:39:0		38.0	345.32			
10/05/80	19:39:0		38.0	345.39			
10/05/80	19:40:0		38.0	345.43			
10/05/80	19:41:0		38.0	345.03			
10/05/80	19:42:0		38.0	344.56			
10/05/80	19:43:0		38.0	344.09			
10/05/80	19:44:0		38.0	343.75			
10/05/80	19:45:0		38.0	343.67			
10/05/80	19:46:0		38.0	343.71			
10/05/80	19:47:0		38.0	343.47			
10/05/80	19:48:0		38.0	342.88			
10/05/80	19:49:0		38.0	342.46			
10/05/80	19:50:0		38.0	342.17			
10/05/80	19:51:0		38.0	341.80			
10/05/80	19:52:0		38.0	341.56			
10/05/80	19:53:0		38.0	341.15			
10/05/80	19:54:0		38.0	341.03			
10/05/80	19:55:0		36.0	340.80			
10/05/80	19:56:0		36.0	340.48			
10/05/80	19:57:0		36.0	340.08			
10/05/80	19:58:0		36.0	339.94			
10/05/80	19:59:0		36.0	339.73			
10/05/80	20:0:0		36.0	339.60			
10/05/80	20:1:0		36.0	339.38			
10/05/80	20:2:0		36.0	339.98			
10/05/80	20:3:0		36.0	339.84			
10/05/80	20:4:0		36.0	339.69			
10/05/80	20:5:0		36.0	339.59			
10/05/80	20:6:0		36.0	339.39			
10/05/80	20:7:0		36.0	339.24			
10/05/80	20:8:0		36.0	338.08			
10/05/80	20:9:0		36.0	337.79			
10/05/80	20:10:0		36.0	337.57			
10/05/80	20:11:0		36.0	337.68			
10/05/80	20:12:0		36.0	337.70			
10/05/80	20:13:0		36.0	337.90			
10/05/80	20:14:0		36.0	337.55			
10/05/80	20:15:0		36.0	337.37			
10/05/80	20:16:0		36.0	337.15			
10/05/80	20:17:0		36.0	336.74			
10/05/80	20:18:0		36.0	336.47			
10/05/80	20:19:0		36.0	336.62			
10/05/80	20:20:0		36.0	336.78			
10/05/80	20:21:0		36.0	336.91			
10/05/80	20:22:0		36.0	337.02			
10/05/80	20:23:0		36.0	337.11			
10/05/80	20:24:0		36.0	337.20			
10/05/80	20:25:0		36.0	337.12			
10/05/80	20:26:0		36.0	337.07			
10/05/80	20:27:0		36.0	337.03			
10/05/80	20:28:0		36.0	336.82			

GD WIRELINE SERVICES  
PRESSURE BUILD-UP SURVEY

Well No.: SB#15 Date: 10/05/80 Gradient: 0.000PSI/ft  
Tool positioned at: 2145 MD. 2145 TVD. 2145 S.S.

$\frac{T+dt}{dt}$	Time	dt(hrs)	deg F	P (PSIA)	P @ 2145	Delta P	Comments
	10/05/80 20:29:0		36.0	336.76			
	10/05/80 20:30:0		36.0	336.61			
	10/05/80 20:31:0		36.0	336.68			
	10/05/80 20:32:0		36.0	336.62			
	10/05/80 20:33:0		35.0	336.39			
	10/05/80 20:34:0		35.0	336.06			
	10/05/80 20:35:0		35.0	335.88			
	10/05/80 20:36:0		35.0	335.72			
	10/05/80 20:37:0		35.0	335.68			
	10/05/80 20:38:0		35.0	335.71			
	10/05/80 20:39:0		35.0	335.43			
	10/05/80 20:40:0		35.0	334.97			
	10/05/80 20:41:0		35.0	334.48			
	10/05/80 20:42:0		35.0	334.05			
	10/05/80 20:43:0		35.0	333.75			
	10/05/80 20:44:0		35.0	332.98			
	10/05/80 20:45:0		35.0	332.03			
	10/05/80 20:46:0		35.0	330.95			
	10/05/80 20:47:0		35.0	329.86			
	10/05/80 20:48:0		35.0	329.00			
	10/05/80 20:49:0		35.0	327.91			
	10/05/80 20:50:0		35.0	326.77			
	10/05/80 20:51:0		35.0	325.86			
	10/05/80 20:52:0		35.0	325.22			
	10/05/80 20:53:0		35.0	324.83			
	10/05/80 20:54:0		35.0	324.34			
	10/05/80 20:55:0		35.0	324.00			
	10/05/80 20:56:0		35.0	324.27			
	10/05/80 20:57:0		35.0	324.50			
	10/05/80 20:58:0		35.0	324.23			
	10/05/80 20:59:0		35.0	323.79			
	10/05/80 21:0:0		35.0	323.58			
	10/05/80 21:1:0		35.0	323.46			
	10/05/80 21:2:0		35.0	323.23			
	10/05/80 21:3:0		35.0	323.06			
	10/05/80 21:4:0		35.0	322.93			
	10/05/80 21:5:0		35.0	323.04			
	10/05/80 21:6:0		35.0	323.19			
	10/05/80 21:7:0		35.0	323.75			
	10/05/80 21:8:0		35.0	324.12			
	10/05/80 21:9:0		35.0	324.66			
	10/05/80 21:10:0		35.0	324.54			
	10/05/80 21:11:0		35.0	323.96			
	10/05/80 21:12:0		35.0	323.58			
	10/05/80 21:13:0		35.0	323.25			
	10/05/80 21:14:0		35.0	323.09			
	10/05/80 21:15:0		35.0	323.29			
	10/05/80 21:16:0		35.0	323.75			
	10/05/80 21:17:0		35.0	324.12			
	10/05/80 21:18:0		35.0	324.36			
	10/05/80 21:19:0		35.0	324.56			
	10/05/80 21:21:0		35.0	325.13			
	21:22:0		35.0	325.31	325.31		
1.006E 00	21:23:0	0.017	35.0	328.97	328.97	3.66	SHUT-IN/BUILD-UP 10/05/80
1.003E 00	21:24:0	0.033	35.0	336.68	336.68	11.37	10/05/80

GO WIRELINE SERVICES  
PRESSURE BUILD-UP SURVEY

Well No.: SB#15 Date: 10/05/80 Gradient: 0.000PSI/ft  
Tool positioned at: 2145 MD. 2145 TVD. 2145 S.S.

$\frac{T+dt}{dt}$	Time	dt(hrs)	deg F	P (PSIA)	P @ 2145	Delta P	Comments
1.002E 00	21:25:0	0.050	35.0	351.74	351.74	26.43	10/05/80
1.002E 00	21:26:0	0.067	35.0	364.09	364.09	38.78	10/05/80
1.001E 00	21:27:0	0.083	35.0	374.48	374.48	49.17	10/05/80
1.001E 00	21:28:0	0.100	35.0	384.04	384.04	58.73	10/05/80
1.001E 00	21:29:0	0.117	35.0	393.13	393.13	67.82	10/05/80
1.001E 00	21:30:0	0.133	35.0	402.30	402.30	76.99	10/05/80
1.001E 00	21:31:0	0.150	35.0	411.43	411.43	86.12	10/05/80
1.001E 00	21:32:0	0.167	35.0	420.62	420.62	95.31	10/05/80
1.001E 00	21:33:0	0.183	35.0	429.46	429.46	104.15	10/05/80
1.001E 00	21:34:0	0.200	35.0	438.74	438.74	113.43	10/05/80
1.000E 00	21:35:0	0.217	35.0	448.12	448.12	122.81	10/05/80
1.000E 00	21:36:0	0.233	35.0	457.54	457.54	132.23	10/05/80
1.000E 00	21:37:0	0.250	35.0	467.14	467.14	141.83	10/05/80
1.000E 00	21:38:0	0.267	35.0	476.60	476.60	151.29	10/05/80
1.000E 00	21:39:0	0.283	35.0	486.02	486.02	160.71	10/05/80
1.000E 00	21:40:0	0.300	35.0	495.24	495.24	169.93	10/05/80
1.000E 00	21:41:0	0.317	35.0	504.39	504.39	179.08	10/05/80
1.000E 00	21:42:0	0.333	35.0	513.53	513.53	188.22	10/05/80
1.000E 00	21:43:0	0.350	35.0	522.29	522.29	196.98	10/05/80
1.000E 00	21:44:0	0.367	35.0	530.84	530.84	205.53	10/05/80
1.000E 00	21:45:0	0.383	35.0	538.80	538.80	213.49	10/05/80
1.000E 00	21:46:0	0.400	35.0	546.40	546.40	221.09	10/05/80
1.000E 00	21:47:0	0.417	35.0	553.85	553.85	228.54	10/05/80
1.000E 00	21:48:0	0.433	35.0	561.10	561.10	235.79	10/05/80
1.000E 00	21:49:0	0.450	35.0	568.31	568.31	243.00	10/05/80
1.000E 00	21:50:0	0.467	35.0	575.42	575.42	250.11	10/05/80
1.000E 00	21:51:0	0.483	35.0	582.60	582.60	257.29	10/05/80
1.000E 00	21:52:0	0.500	35.0	589.58	589.58	264.27	10/05/80
1.000E 00	21:53:0	0.517	35.0	596.58	596.58	271.27	10/05/80
1.000E 00	21:54:0	0.533	35.0	603.46	603.46	278.15	10/05/80
1.000E 00	21:55:0	0.550	35.0	610.38	610.38	285.07	10/05/80
1.000E 00	21:56:0	0.567	35.0	617.14	617.14	291.83	10/05/80
1.000E 00	21:57:0	0.583	35.0	623.74	623.74	298.43	10/05/80
1.000E 00	21:58:0	0.600	35.0	630.32	630.32	305.01	10/05/80
1.000E 00	21:59:0	0.617	35.0	636.81	636.81	311.50	10/05/80
1.000E 00	22:0 :0	0.633	35.0	643.22	643.22	317.91	10/05/80
1.000E 00	22:1 :0	0.650	35.0	649.47	649.47	324.16	10/05/80
1.000E 00	22:2 :0	0.667	35.0	655.67	655.67	330.36	10/05/80
1.000E 00	22:3 :0	0.683	35.0	661.85	661.85	336.54	10/05/80
1.000E 00	22:4 :0	0.700	35.0	668.00	668.00	342.69	10/05/80
1.000E 00	22:5 :0	0.717	35.0	674.10	674.10	348.79	10/05/80
1.000E 00	22:6 :0	0.733	35.0	680.08	680.08	354.77	10/05/80
1.000E 00	22:7 :0	0.750	35.0	685.98	685.98	360.67	10/05/80
1.000E 00	22:8 :0	0.767	35.0	691.86	691.86	366.55	10/05/80
1.000E 00	22:9 :0	0.783	35.0	697.58	697.58	372.28	10/05/80
1.000E 00	22:10:0	0.800	35.0	703.34	703.34	378.03	10/05/80
1.000E 00	22:11:0	0.817	35.0	708.92	708.92	383.61	10/05/80
1.000E 00	22:12:0	0.833	35.0	714.36	714.36	389.05	10/05/80
1.000E 00	22:13:0	0.850	35.0	719.74	719.74	394.43	10/05/80
1.000E 00	22:14:0	0.867	35.0	724.96	724.96	399.65	10/05/80
1.000E 00	22:15:0	0.883	35.0	730.12	730.12	404.81	10/05/80
1.000E 00	22:16:0	0.900	35.0	735.24	735.24	409.93	10/05/80
1.000E 00	22:17:0	0.917	35.0	740.36	740.36	415.05	10/05/80
1.000E 00	22:18:0	0.933	35.0	745.72	745.72	420.41	10/05/80
1.000E 00	22:19:0	0.950	35.0	750.77	750.77	425.46	10/05/80

GO WIRELINE SERVICES  
PRESSURE BUILD-UP SURVEY

Well No.: SB#15 Date: 10/05/80 Gradient: 0.000PSI/ft  
Tool positioned at: 2145 MD. 2145 TVD. 2145 S.S.

$\frac{T-dt}{dt}$	Time	dt(hrs)	deg F	P (PSIA)	P @ 2145	Delta P	Comments
1.000E 00	22:20:0	0.967	35.0	755.56	755.56	430.25	10/05/80
1.000E 00	22:21:0	0.983	35.0	760.28	760.28	434.97	10/05/80
1.000E 00	22:22:0	1.000	35.0	764.90	764.90	439.59	10/05/80
1.000E 00	22:23:0	1.017	35.0	769.51	769.51	444.20	10/05/80
1.000E 00	22:24:0	1.033	42.0	773.71	773.71	448.40	10/05/80
1.000E 00	22:25:0	1.050	42.0	778.18	778.18	452.87	10/05/80
1.000E 00	22:26:0	1.067	42.0	782.51	782.51	457.20	10/05/80
1.000E 00	22:27:0	1.083	42.0	786.73	786.73	461.42	10/05/80
1.000E 00	22:28:0	1.100	42.0	790.87	790.87	465.56	10/05/80
1.000E 00	22:29:0	1.117	42.0	794.97	794.97	469.66	10/05/80
1.000E 00	22:30:0	1.133	42.0	799.04	799.04	473.73	10/05/80
1.000E 00	22:31:0	1.150	42.0	803.03	803.03	477.72	10/05/80
1.000E 00	22:32:0	1.167	42.0	806.99	806.99	491.68	10/05/80
1.000E 00	22:33:0	1.183	42.0	810.83	810.83	485.52	10/05/80
1.000E 00	22:34:0	1.200	42.0	814.67	814.67	489.36	10/05/80
1.000E 00	22:35:0	1.217	42.0	818.43	818.43	493.12	10/05/80
1.000E 00	22:36:0	1.233	42.0	822.07	822.07	496.76	10/05/80
1.000E 00	22:37:0	1.250	42.0	825.75	825.75	500.44	10/05/80
1.000E 00	22:38:0	1.267	42.0	829.32	829.32	504.01	10/05/80
1.000E 00	22:39:0	1.283	42.0	832.78	832.78	507.48	10/05/80
1.000E 00	22:40:0	1.300	42.0	836.30	836.30	510.99	10/05/80
1.000E 00	22:41:0	1.317	42.0	839.68	839.68	514.37	10/05/80
1.000E 00	22:42:0	1.333	42.0	843.04	843.04	517.73	10/05/80
1.000E 00	22:43:0	1.350	42.0	846.36	846.36	521.05	10/05/80
1.000E 00	22:44:0	1.367	42.0	849.69	849.69	524.38	10/05/80
1.000E 00	22:45:0	1.383	42.0	852.91	852.91	527.60	10/05/80
1.000E 00	22:46:0	1.400	42.0	856.00	856.00	530.69	10/05/80
1.000E 00	22:47:0	1.417	42.0	859.05	859.05	533.74	10/05/80
1.000E 00	22:48:0	1.433	42.0	862.07	862.07	536.76	10/05/80
1.000E 00	22:49:0	1.450	42.0	865.09	865.09	539.78	10/05/80
1.000E 00	22:50:0	1.467	42.0	868.04	868.04	542.73	10/05/80
1.000E 00	22:51:0	1.483	42.0	870.77	870.77	545.46	10/05/80
1.000E 00	22:52:0	1.500	42.0	873.53	873.53	548.22	10/05/80
1.000E 00	22:53:0	1.517	42.0	876.26	876.26	550.95	10/05/80
1.000E 00	22:54:0	1.533	42.0	878.88	878.88	553.57	10/05/80
1.000E 00	22:55:0	1.550	42.0	881.56	881.56	556.25	10/05/80
1.000E 00	22:56:0	1.567	42.0	884.12	884.12	558.81	10/05/80
1.000E 00	22:57:0	1.583	42.0	886.60	886.60	561.29	10/05/80
1.000E 00	22:58:0	1.600	42.0	889.03	889.03	563.72	10/05/80
1.000E 00	22:59:0	1.617	42.0	891.48	891.48	566.17	10/05/80
1.000E 00	23:0 :0	1.633	42.0	893.78	893.78	568.47	10/05/80
1.000E 00	23:1 :0	1.650	42.0	896.06	896.06	570.75	10/05/80
1.000E 00	23:2 :0	1.667	42.0	898.31	898.31	573.00	10/05/80
1.000E 00	23:3 :0	1.683	42.0	900.55	900.55	575.24	10/05/80
1.000E 00	23:4 :0	1.700	42.0	902.71	902.71	577.40	10/05/80
1.000E 00	23:5 :0	1.717	42.0	904.79	904.79	579.48	10/05/80
1.000E 00	23:6 :0	1.733	42.0	906.88	906.88	581.57	10/05/80
1.000E 00	23:7 :0	1.750	43.0	908.92	908.92	583.61	10/05/80
1.000E 00	23:8 :0	1.767	43.0	910.88	910.88	585.57	10/05/80
1.000E 00	23:9 :0	1.783	43.0	912.75	912.75	587.44	10/05/80
1.000E 00	23:10:0	1.800	43.0	914.62	914.62	589.31	10/05/80
1.000E 00	23:11:0	1.817	43.0	916.50	916.50	591.19	10/05/80
1.000E 00	23:12:0	1.833	43.0	918.33	918.33	593.02	10/05/80
1.000E 00	23:13:0	1.850	43.0	920.11	920.11	594.80	10/05/80
1.000E 00	23:14:0	1.867	43.0	921.93	921.93	596.62	10/05/80

GO WIRELINE SERVICES  
PRESSURE BUILD-UP SURVEY

Well No.: SB#15 Date: 10/05/80 Gradient: 0.000PSI/ft  
Tool positioned at: 2145 MD. 2145 TVD. 2145 S.S.

$\frac{T+dt}{dt}$	Time	dt(hrs)	deg F	P (PSIA)	P @ 2145	Delta P	Comments
1.000E 00	23:15:0	1.893	43.0	923.64	923.64	599.33	10/05/80
1.000E 00	23:16:0	1.900	43.0	925.40	925.40	600.09	10/05/80
1.000E 00	23:17:0	1.917	43.0	927.10	927.10	601.79	10/05/80
1.000E 00	23:18:0	1.933	43.0	928.69	928.69	603.38	10/05/80
1.000E 00	23:19:0	1.950	43.0	930.23	930.23	604.92	10/05/80
1.000E 00	23:20:0	1.967	43.0	931.71	931.71	606.40	10/05/80
1.000E 00	23:21:0	1.983	43.0	933.22	933.22	607.91	10/05/80
1.000E 00	23:22:0	2.000	43.0	934.68	934.68	609.37	10/05/80
1.000E 00	23:23:0	2.017	43.0	936.11	936.11	610.80	10/05/80
1.000E 00	23:24:0	2.033	43.0	937.48	937.48	612.17	10/05/80
1.000E 00	23:25:0	2.050	43.0	938.80	938.80	613.49	10/05/80
1.000E 00	23:26:0	2.067	43.0	940.10	940.10	614.79	10/05/80
1.000E 00	23:27:0	2.083	43.0	941.36	941.36	616.05	10/05/80
1.000E 00	23:28:0	2.100	43.0	942.61	942.61	617.30	10/05/80
1.000E 00	23:29:0	2.117	43.0	943.82	943.82	618.51	10/05/80
1.000E 00	23:30:0	2.133	43.0	945.00	945.00	619.69	10/05/80
1.000E 00	23:31:0	2.150	43.0	946.15	946.15	620.84	10/05/80
1.000E 00	23:32:0	2.167	43.0	947.31	947.31	622.00	10/05/80
1.000E 00	23:33:0	2.183	43.0	948.45	948.45	623.14	10/05/80
1.000E 00	23:34:0	2.200	43.0	949.49	949.49	624.18	10/05/80
1.000E 00	23:35:0	2.217	43.0	950.54	950.54	625.23	10/05/80
1.000E 00	23:36:0	2.233	43.0	951.56	951.56	626.25	10/05/80
1.000E 00	23:37:0	2.250	43.0	952.54	952.54	627.23	10/05/80
1.000E 00	23:38:0	2.267	43.0	953.53	953.53	628.22	10/05/80
1.000E 00	23:39:0	2.283	43.0	954.44	954.44	629.13	10/05/80
1.000E 00	23:40:0	2.300	43.0	955.34	955.34	630.03	10/05/80
1.000E 00	23:41:0	2.317	43.0	956.23	956.23	630.92	10/05/80
1.000E 00	23:42:0	2.333	43.0	957.06	957.06	631.75	10/05/80
1.000E 00	23:43:0	2.350	43.0	957.87	957.87	632.56	10/05/80
1.000E 00	23:44:0	2.367	43.0	958.66	958.66	633.35	10/05/80
1.000E 00	23:45:0	2.383	43.0	959.40	959.40	634.09	10/05/80
1.000E 00	23:46:0	2.400	43.0	960.13	960.13	634.82	10/05/80
1.000E 00	23:47:0	2.417	43.0	960.81	960.81	635.50	10/05/80
1.000E 00	23:48:0	2.433	43.0	961.44	961.44	636.13	10/05/80
1.000E 00	23:49:0	2.450	43.0	961.98	961.98	636.67	10/05/80
1.000E 00	23:50:0	2.467	43.0	962.53	962.53	637.22	10/05/80
1.000E 00	23:51:0	2.483	43.0	963.11	963.11	637.80	10/05/80
1.000E 00	23:52:0	2.500	43.0	963.72	963.72	638.41	10/05/80
1.000E 00	23:53:0	2.517	43.0	964.24	964.24	638.93	10/05/80
1.000E 00	23:54:0	2.533	43.0	964.71	964.71	639.40	10/05/80
1.000E 00	23:55:0	2.550	43.0	965.18	965.18	639.87	10/05/80
1.000E 00	23:56:0	2.567	43.0	965.63	965.63	640.32	10/05/80
1.000E 00	23:57:0	2.583	43.0	966.02	966.02	640.71	10/05/80
1.000E 00	23:58:0	2.600	43.0	966.37	966.37	641.06	10/05/80
1.000E 00	23:59:0	2.617	43.0	966.71	966.71	641.40	10/05/80
1.000E 00	0:0:0	2.633	43.0	967.10	967.10	641.79	10/6 /80
1.000E 00	0:1:0	2.650	43.0	967.46	967.46	642.15	10/6 /80
1.000E 00	0:2:0	2.667	43.0	967.81	967.81	642.50	10/6 /80
1.000E 00	0:3:0	2.683	43.0	968.16	968.16	642.85	10/6 /80
1.000E 00	0:4:0	2.700	43.0	968.48	968.48	643.17	10/6 /80
1.000E 00	0:5:0	2.717	43.0	968.77	968.77	643.46	10/6 /80
1.000E 00	0:6:0	2.733	43.0	969.03	969.03	643.72	10/6 /80
1.000E 00	0:7:0	2.750	43.0	969.30	969.30	643.99	10/6 /80
1.000E 00	0:8:0	2.767	43.0	969.52	969.52	644.21	10/6 /80
1.000E 00	0:9:0	2.783	43.0	969.75	969.75	644.44	10/6 /80

**GO WIRELINE SERVICES**  
**PRESSURE BUILD-UP SURVEY**

Well No.: SB#15 Date: 10/05/80 Gradient: 0.000PSI/ft  
 Tool positioned at: 2145 MD. 2145 TVD. 2145 S.S.

$\frac{T+dt}{dt}$	Time	dt(hrs)	deg F	P (PSIA)	P @ 2145	Delta P	Comments
1.000E 00	0:10:0	2.800	43.0	969.96	969.96	644.65	10/6 /80
1.000E 00	0:11:0	2.817	43.0	970.14	970.14	644.83	10/6 /80
1.000E 00	0:12:0	2.833	43.0	970.36	970.36	645.05	10/6 /80
1.000E 00	0:13:0	2.850	43.0	970.60	970.60	645.29	10/6 /80
1.000E 00	0:14:0	2.867	43.0	970.81	970.81	645.50	10/6 /80
1.000E 00	0:15:0	2.883	43.0	970.99	970.99	645.68	10/6 /80
1.000E 00	0:16:0	2.900	43.0	971.21	971.21	645.90	10/6 /80
1.000E 00	0:17:0	2.917	43.0	971.43	971.43	646.12	10/6 /80
1.000E 00	0:18:0	2.933	43.0	971.63	971.63	646.32	10/6 /80
1.000E 00	0:19:0	2.950	43.0	971.79	971.79	646.48	10/6 /80
1.000E 00	0:20:0	2.967	43.0	971.99	971.99	646.68	10/6 /80
1.000E 00	0:21:0	2.983	43.0	972.18	972.18	646.87	10/6 /80
1.000E 00	0:22:0	3.000	43.0	972.33	972.33	647.02	10/6 /80
1.000E 00	0:23:0	3.017	43.0	972.49	972.49	647.18	10/6 /80
1.000E 00	0:24:0	3.033	43.0	972.63	972.63	647.32	10/6 /80
1.000E 00	0:25:0	3.050	43.0	972.78	972.78	647.47	10/6 /80
1.000E 00	0:26:0	3.067	43.0	972.90	972.90	647.59	10/6 /80
1.000E 00	0:27:0	3.083	43.0	973.03	973.03	647.72	10/6 /80
1.000E 00	0:28:0	3.100	43.0	973.14	973.14	647.83	10/6 /80
1.000E 00	0:29:0	3.117	43.0	973.26	973.26	647.95	10/6 /80
1.000E 00	0:30:0	3.133	43.0	973.41	973.41	648.10	10/6 /80
1.000E 00	0:31:0	3.150	43.0	973.57	973.57	648.26	10/6 /80
1.000E 00	0:32:0	3.167	43.0	973.67	973.67	648.36	10/6 /80
1.000E 00	0:33:0	3.183	43.0	973.76	973.76	648.45	10/6 /80
1.000E 00	0:34:0	3.200	43.0	973.87	973.87	648.56	10/6 /80
1.000E 00	0:35:0	3.217	43.0	973.96	973.96	648.65	10/6 /80
1.000E 00	0:36:0	3.233	43.0	974.09	974.09	648.78	10/6 /80
1.000E 00	0:37:0	3.250	43.0	974.17	974.17	648.86	10/6 /80
1.000E 00	0:38:0	3.267	43.0	974.22	974.22	648.91	10/6 /80
1.000E 00	0:39:0	3.283	43.0	974.30	974.30	648.99	10/6 /80
1.000E 00	0:40:0	3.300	43.0	974.38	974.38	649.07	10/6 /80
1.000E 00	0:41:0	3.317	43.0	974.43	974.43	649.12	10/6 /80
1.000E 00	0:42:0	3.333	43.0	974.51	974.51	649.20	10/6 /80
1.000E 00	0:43:0	3.350	43.0	974.63	974.63	649.32	10/6 /80
1.000E 00	0:44:0	3.367	43.0	974.71	974.71	649.40	10/6 /80
1.000E 00	0:45:0	3.383	43.0	974.79	974.79	649.48	10/6 /80
1.000E 00	0:46:0	3.400	43.0	974.87	974.87	649.56	10/6 /80
1.000E 00	0:47:0	3.417	43.0	974.94	974.94	649.63	10/6 /80
1.000E 00	0:48:0	3.433	43.0	975.02	975.02	649.71	10/6 /80
1.000E 00	0:49:0	3.450	43.0	975.09	975.09	649.78	10/6 /80
1.000E 00	0:50:0	3.467	43.0	975.16	975.16	649.85	10/6 /80
1.000E 00	0:51:0	3.483	43.0	975.25	975.25	649.94	10/6 /80
1.000E 00	1:0:0	3.633	44.0	975.85	975.85	650.54	10/6 /80
1.000E 00	1:10:0	3.800	44.0	976.52	976.52	651.21	10/6 /80
1.000E 00	1:20:0	3.967	44.0	976.81	976.81	651.50	10/6 /80
1.000E 00	1:30:0	4.133	44.0	977.22	977.22	651.91	10/6 /80
1.000E 00	1:40:0	4.300	44.0	977.46	977.46	652.15	10/6 /80
1.000E 00	1:50:0	4.467	44.0	977.97	977.97	652.66	10/6 /80
1.000E 00	2:0:0	4.633	44.0	978.22	978.22	652.91	10/6 /80
1.000E 00	2:10:0	4.800	44.0	978.55	978.55	653.24	10/6 /80
1.000E 00	2:20:0	4.967	44.0	978.83	978.83	653.52	10/6 /80
1.000E 00	2:30:0	5.133	44.0	979.16	979.16	653.85	10/6 /80
1.000E 00	2:40:0	5.300	44.0	979.31	979.31	654.00	10/6 /80
1.000E 00	2:50:0	5.467	44.0	979.70	979.70	654.39	10/6 /80
1.000E 00	3:0:0	5.633	44.0	980.04	980.04	654.73	10/6 /80

GO WIRELINE SERVICES  
PRESSURE BUILD-UP SURVEY

Well No.: SB#15 Date: 10/05/80 Gradient: 0.000PSI/ft  
Tool positioned at: 2145 MD. 2145 TVD. 2145 S.S.

$\frac{T+dt}{dt}$	Time	dt(hrs)	deg F	P (PSIA)	P @ 2145	Delta P	Comments
1.000E 00	3:10:0	5.800	44.0	980.24	980.24	654.93	10/6 /80
1.000E 00	3:20:0	5.967	44.0	980.36	980.36	655.05	10/6 /80
1.000E 00	3:30:0	6.133	44.0	980.63	980.63	655.32	10/6 /80
1.000E 00	3:40:0	6.300	44.0	980.74	980.74	655.43	10/6 /80
1.000E 00	3:50:0	6.467	44.0	980.96	980.96	655.65	10/6 /80
1.000E 00	4:0 :0	6.633	44.0	981.06	981.06	655.75	10/6 /80
1.000E 00	4:10:0	6.800	44.0	981.26	981.26	655.95	10/6 /80
1.000E 00	4:20:0	6.967	46.0	981.39	981.39	656.08	10/6 /80
1.000E 00	4:30:0	7.133	46.0	981.73	981.73	656.42	10/6 /80
1.000E 00	4:40:0	7.300	46.0	981.81	981.81	656.50	10/6 /80
1.000E 00	4:50:0	7.467	46.0	982.54	982.54	657.23	10/6 /80
1.000E 00	5:0 :0	7.633	46.0	982.95	982.95	657.64	10/6 /80
1.000E 00	5:10:0	7.800	46.0	983.10	983.10	657.79	10/6 /80
1.000E 00	5:20:0	7.967	46.0	983.28	983.28	657.97	10/6 /80
1.000E 00	5:30:0	8.133	46.0	983.37	983.37	658.06	End of Data

HUSKY OIL  
SOUTH BARROW #15

ATTENTION: DAN LOWE  
DEPTH 2145  
OCTOBER 5, 1980

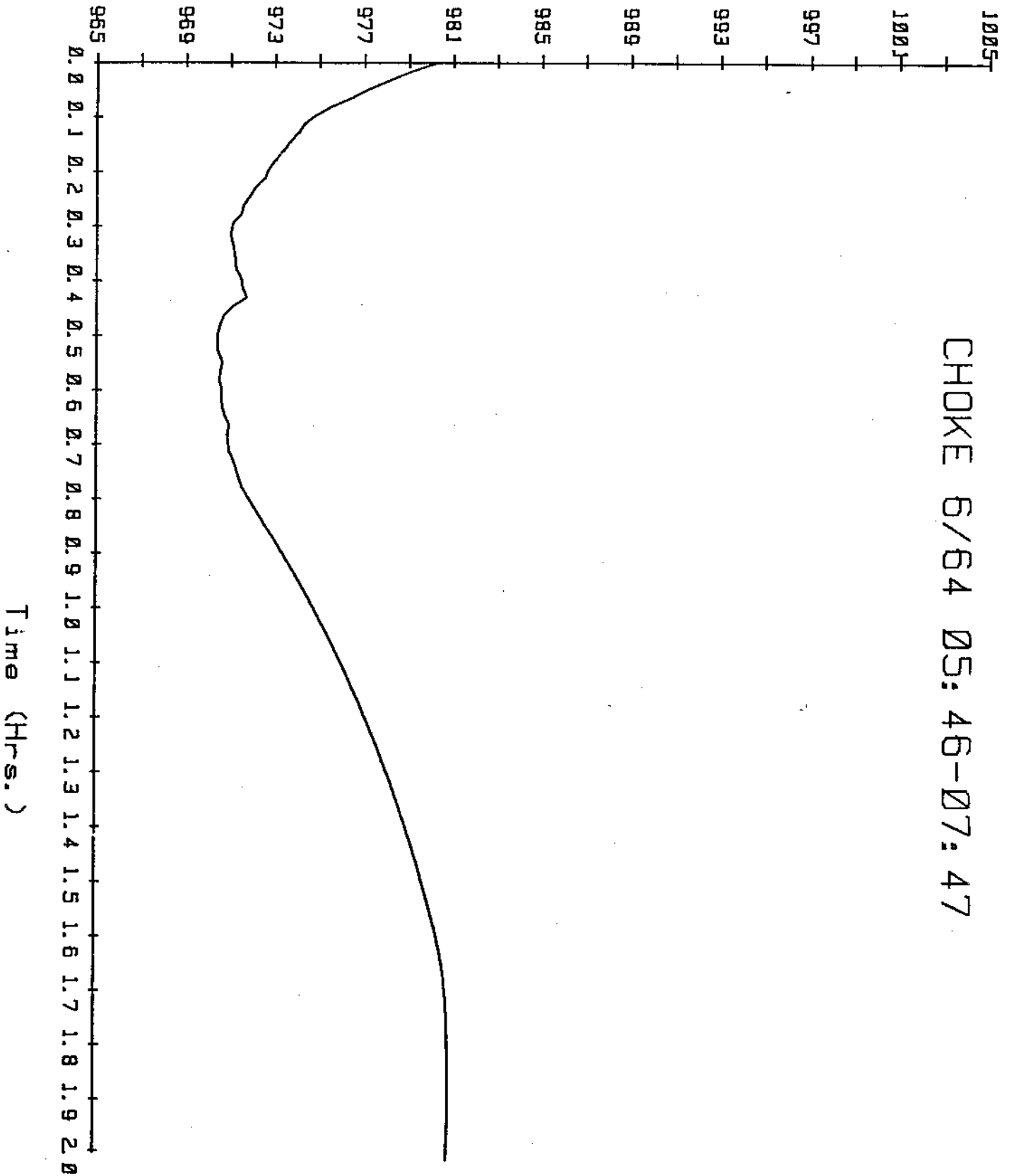
TIME	FLOW LINE SURFACE PRESSURE	DOWN HOLE PRESSURE	TEMP	CHOKE
6:47	900 (PLUGGED	974.94	50	6/64
7:02	900 CHOKE)	977.74	50	6/64
8:03	900	953.52	50	10/64
8:28	700	771.25	50	10/64
8:45	600	691.56	49	10/64
8:58	550	648.86	49	10/64
9:31	500	599.40	48	10/64
10:15	500	596.86	48	10/64
10:42	500	608.28	48	10/64
11:12	520	626.15	48	10/64
11:42	550	657.84	46	10/64
12:17	600	683.35	46	10/64
12:37	620	714.75	46	10/64
13:00	625	717.37	46	10/64
13:36	710 - PLUGGED CHOKE-	782.09	46	14/64
14:46	500	550.51	46	14/64
15:06	450	508.18	45	14/64
15:36	410	484.67	44	14/64
15:46	410	483.68	43	14/64
16:20	410	527.17	43	16/64
16:43	390	462.90	43	16/64
17:00	350	439.53	42	16/64
17:20	320	424.95	41	16/64
17:43	315	421.33	40	16/64
18:05	315	424.64	41	16/64
18:26	315	421.59	38	16/64
18:47	390	437.32	39	20/64
19:30	250	347.35	39	20/64
19:55	250	340.80	36	20/64
20:31	250	336.68	35	20/64
21:00	240	323.58	35	20/64
21:22	240	325.31	35	20/64



GO WIRELINE SERVICES Pressure plot

Pressure (PSIA)

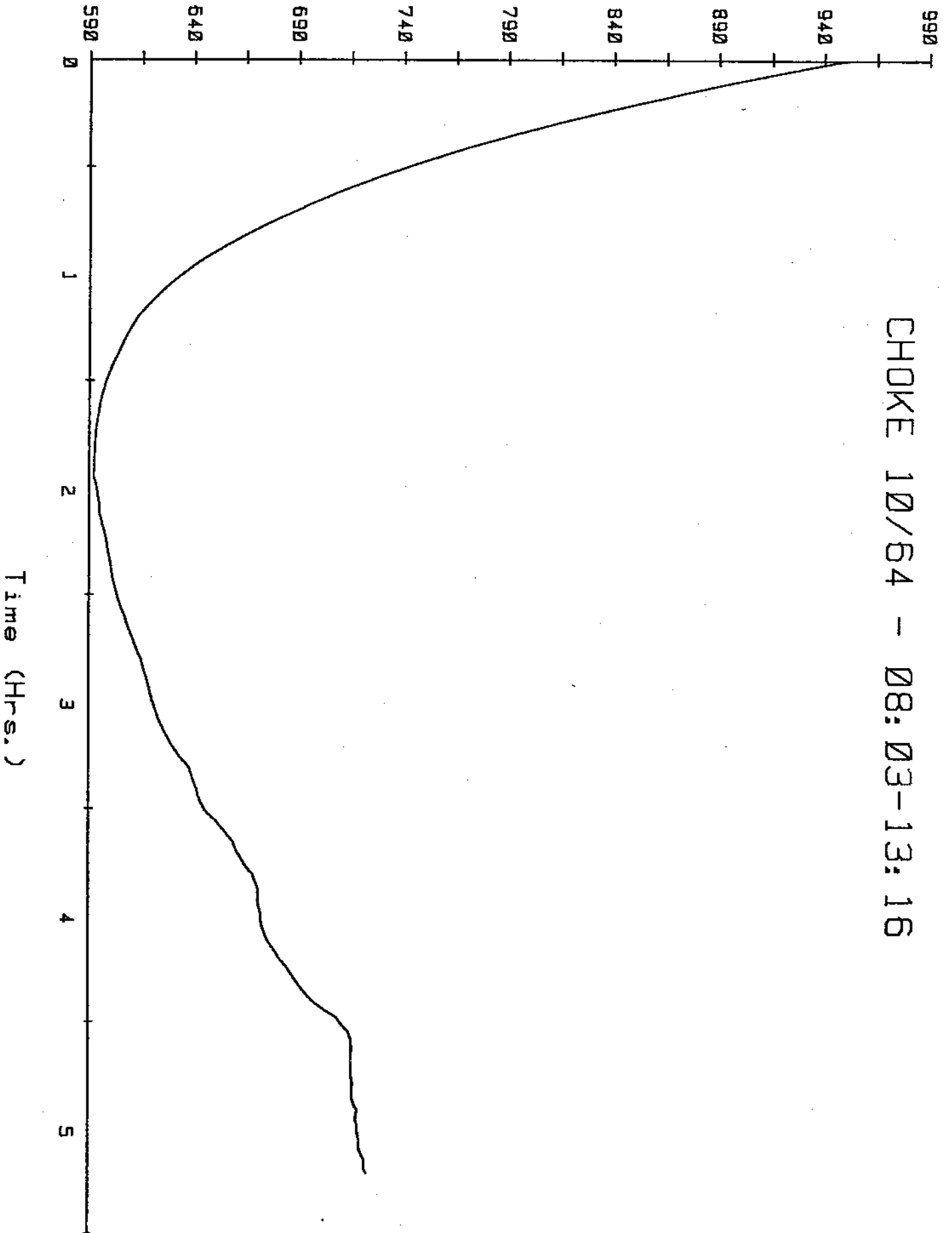
CHOKE 6/64 05: 46-07: 47



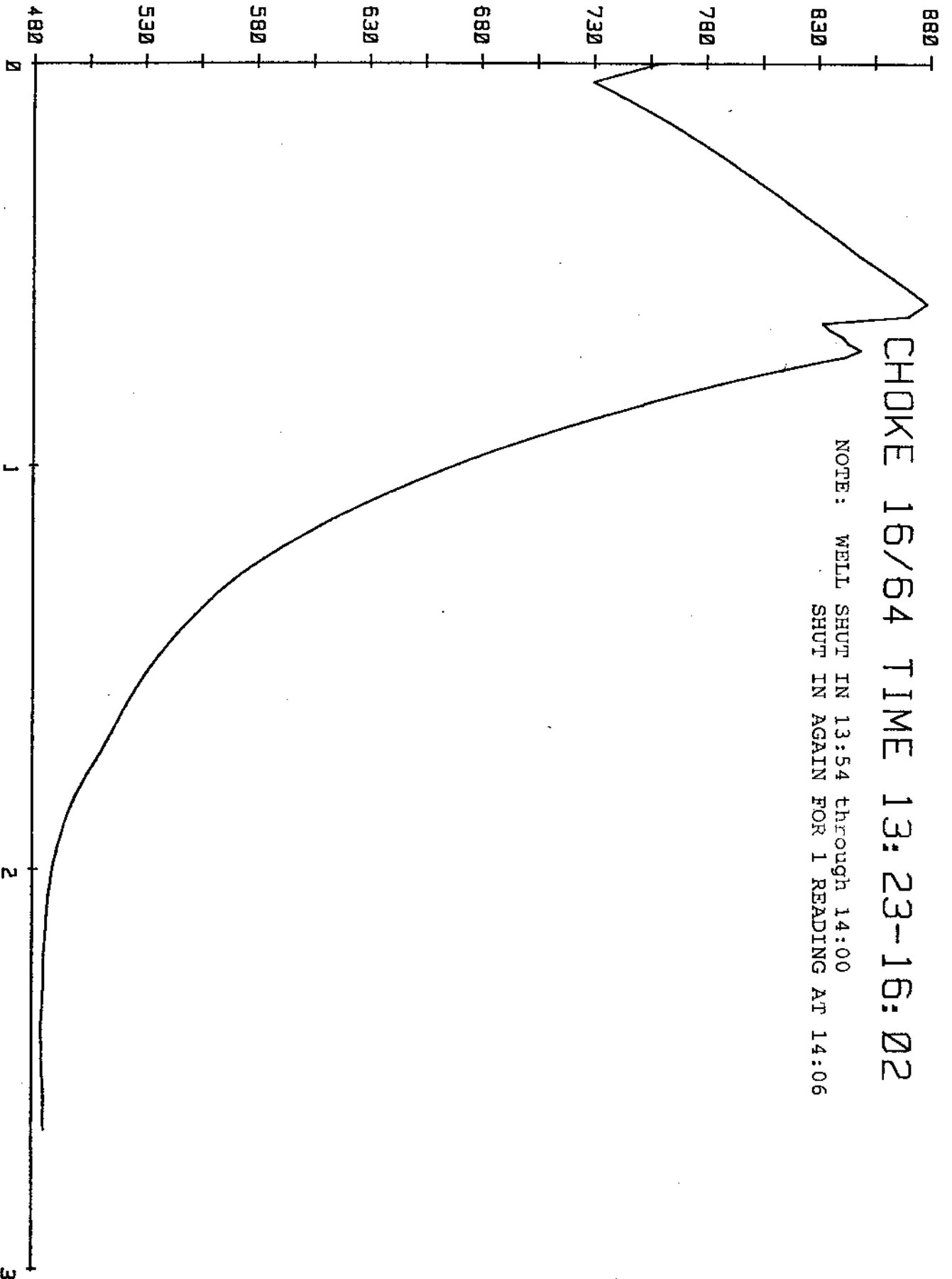
GO WIRELINE SERVICES Pressure plot

Pressure (PSIA)

CHOKE 10/64 - 08:03-13:16



Pressure (PSIA)



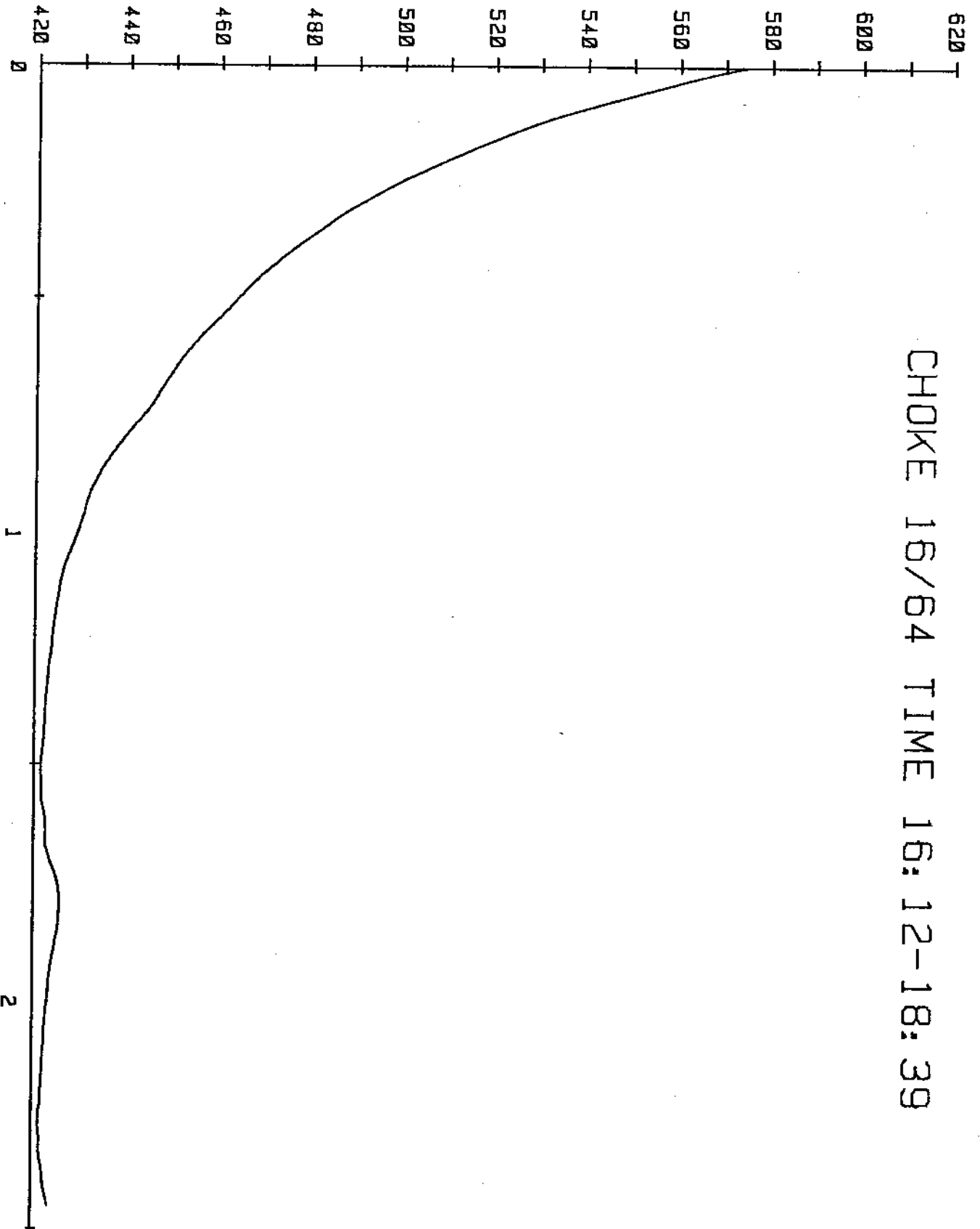
CHOKE 16/64 TIME 13:23-16:02

NOTE: WELL SHUT IN 13:54 through 14:00  
SHUT IN AGAIN FOR 1 READING AT 14:06

Time (Hrs.)

GO WIRELINE SERVICES Pressure plot

Pressure (PSIA)

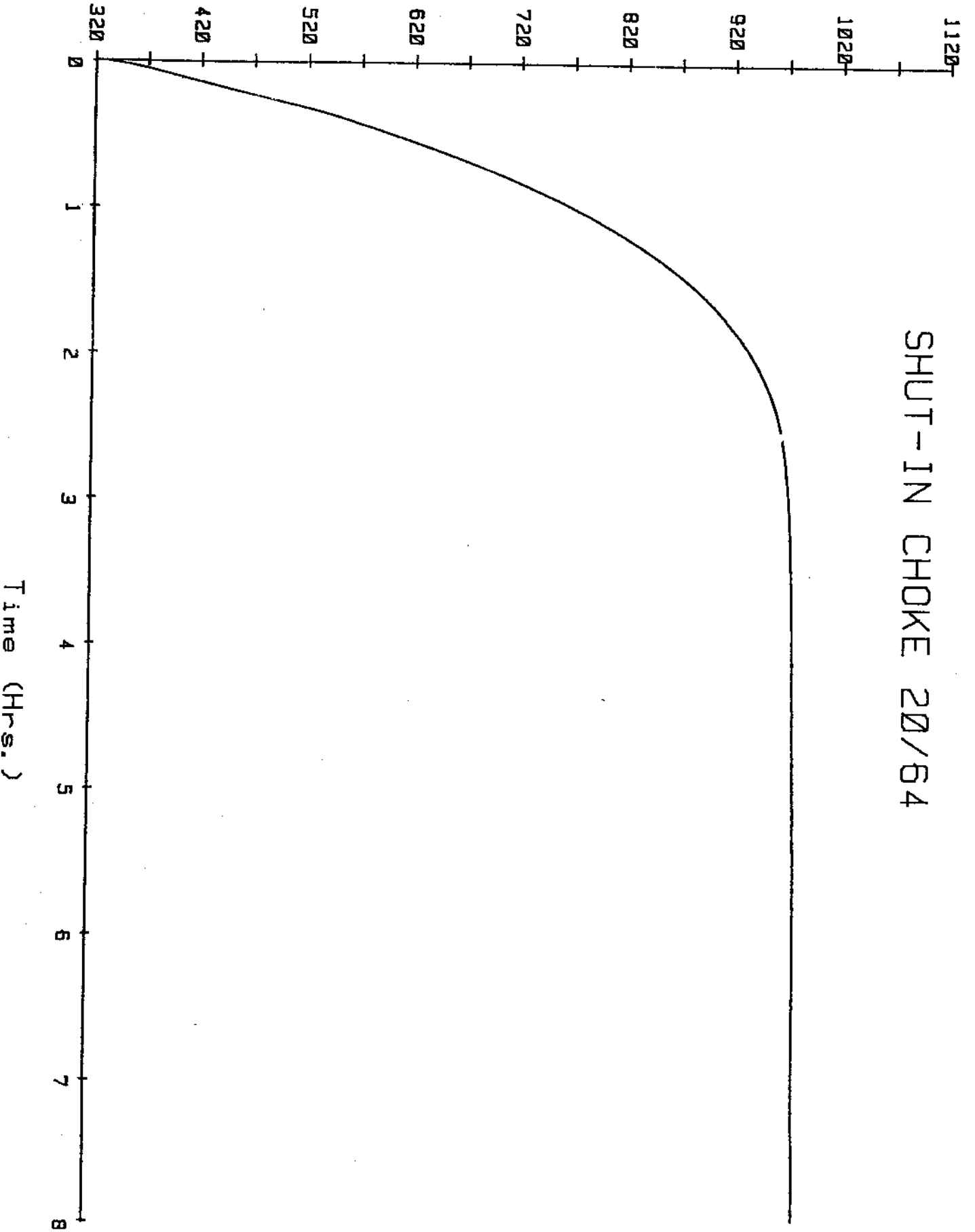


CHOKE 16/64 TIME 16:12-18:39

Time (Hrs.)

Pressure (PSIA)

SHUT-IN CHOKE 20/64



Pressure (PSIA)

CHOKER 20/64 TIME 18:45-21:22

