



LAND SEISMIC RECORDING LOG

Page 2 of 6

	CLIENT: Husky	PROSPECT: NPR-4	AREA: Meat Mtn.	LINE NO: 752	
PARTY NO: 1186		INST. ENG: R. Scheel		DATE: MO 3 DAY 6 YR 80	



INSTRUMENT (9-TRACK)	<input type="checkbox"/> 1 SYSTEM <input type="checkbox"/> 1-24 & 25-48 <input type="checkbox"/> ODDS & EVENS <input type="checkbox"/> 2 SYSTEMS <input type="checkbox"/> 1-48 & 49-96		TYPE: <input type="checkbox"/> DFS III <input checked="" type="checkbox"/> DFS X <input type="checkbox"/> OTHER		<input type="checkbox"/> 9 TRACK <input type="checkbox"/> 21 TRACK <input type="checkbox"/> FOPMAT SEG		<input type="checkbox"/> GAPPED <input type="checkbox"/> UNGAPPED <input type="checkbox"/> PACKING DENSITY: (LO) <input type="checkbox"/> 356 BPI <input type="checkbox"/> 800 BPI (HI) <input type="checkbox"/> 712 BPI <input type="checkbox"/> 1600 BPI					
CONFIGURATION (MAG TAPE)	FIELD TRACE NOS.:		NO. BYTES IN RECORD ID:		NO. BYTES PER SCAN:		RECORD NUMBERS: <input type="checkbox"/> DEC <input type="checkbox"/> OCT		GAIN CONSTANT: _____ db		INPUT IMPEDANCE: _____ ohms	
PARAMETER	RECORD LENGTH: _____ sec.		SAMPLE RATE: <input type="checkbox"/> 1 ms. <input type="checkbox"/> 4 ms. <input type="checkbox"/> 2 ms. <input type="checkbox"/> _____ ms		GAIN MODE: <input type="checkbox"/> INITIAL <input type="checkbox"/> MANUAL <input type="checkbox"/> FINAL <input type="checkbox"/> OPERATE		FILTERS: _____ FREQ		LO CUT HZ SLOPE _____		HI CUT HZ SLOPE _____	
DISPLAY	MODE: <input type="checkbox"/> FLOAT <input type="checkbox"/> AMPLIFIER <input type="checkbox"/> AGC <input type="checkbox"/> DEFLOAT <input type="checkbox"/> DIRECT		INITIAL GAIN: _____ db		TRIP SENS: _____ db		POLARITY CONVENTION: _____		PRESSURE INCREASE ON GEOPHONE: <input type="checkbox"/> NEGATIVE <input type="checkbox"/> POSITIVE		<input type="checkbox"/> NOTCH FILTER: <input type="checkbox"/> IN <input type="checkbox"/> OUT <input type="checkbox"/> DOWNBREAK UPBREAK ON MAG TAPE <input type="checkbox"/> ON DISPLAY	
CFS I	TYPE STACK:		GATE LENGTH:		RECORD REJECTION:		NOISE REDUCTION:		NOISE THRESHOLD:		CORR. SCALING: _____	
SOURCE	TYPE: <input type="checkbox"/> DYNAMITE <input type="checkbox"/> VIBROSEIS <input type="checkbox"/> OTHER		PATTERN:		NO. OF POSITIONS:		INLINE SPACING:		LATERAL SPACING:		STAGGER: _____	
RECEIVER	CONNECTION:		RESISTANCE: _____ ohms		SWEEP POSITION:		SWEEP START:		SWEEP END:		SWEEP LENGTH: _____	
SPREAD	NO. OF GROUPS:		GROUP INTERVAL:		SHOTPOINT INTERVAL:		FOLD: _____		DIRECTION OF PROGRESSION:		LEADING GROUP:	

DIAGRAMS/MISC. INFORMATION:

SHOTPOINT	TR _____ to _____		TR _____ to _____		SHOT			SPREAD			REMARKS:	CORR. STACK					
	REEL NO.	REC.	REEL NO.	REC.	SIZE	DEPTH	NO.	OFFSET	DIR.	CDP SWITCH		LINE GROUPS	SET UP	TR 1-48	TR 49-96	REC.	REC.
120	984060	1058	17	22 23	26 27	29 30	32 33	35 37		37	108+1 - 131+4	2					
121		1059								37	109+1 - 132+4						
122		1060								41	110+1 - 133+4						
123		1061								45	111+1 - 134+4						
124		1062								49	112+1 - 135+4						
125		1063								5	113+1 - 136+4	3	Recorder @ SP 130				
126		1064								9	114+1 - 137+4						
127		1065								13	115+1 - 138+4						
128		1066								17	116+1 - 139+4						
129		1067								21	117+1 - 140+4						
130		1068								25	118+1 - 141+4						
131		1069								29	119+1 - 142+4						
132		1070								33	120+1 - 143+4						
133		1071								37	121+1 - 144+4						
134		1072								41	122+1 - 145+4						
135		1073								45	123+1 - 146+4						
136	984060	1074	TAPE CHANGE		120					49	124+1 - 147+4						
137	984061	1076			110			38	SITS	5	125+1 - 148+4	4	Recorder @ SP 142 ; EN1075 All Ones				
138		1077			110			39	BOW	9	126+1 - 149+4						
139		1078			110			40		13	127+1 - 150+4						

LAND SEISMIC RECORDING LOG

Page 3 of 6

	CLIENT: Husky	PROSPECT: NPR-4	AREA: Meat Mt.	LINE NO: 752					
	PARTY NO: 1186	INST. ENG: R. Scheel		DATE: MO 3 DAY 6 YR 80					
INSTRUMENT	<input type="checkbox"/> 1 SYSTEM <input type="checkbox"/> 2 SYSTEMS	<input type="checkbox"/> 1-24 & 25-48 <input type="checkbox"/> 1-48 & 49-96	ODDS EVENS: <input type="checkbox"/>	TYPE: <input type="checkbox"/> DFS III <input type="checkbox"/> DFS IV <input type="checkbox"/> OTHER	<input type="checkbox"/> 9 TRACK <input type="checkbox"/> 21 TRACK	POPMAT: _____ SEG _____	<input type="checkbox"/> GAPPED <input type="checkbox"/> UNGAPPED	PACKING DENSITY: (L) <input type="checkbox"/> 356 BPI <input type="checkbox"/> 800 BPI	(H) <input type="checkbox"/> 712 BPI <input type="checkbox"/> 1600 BPI
(9-TRACK)	NO. BYTES IN HEADER REC: _____	NO. BYTES IN RECORD ID: _____	NO. BYTES PER SCAN: _____	RECORD NUMBERS: _____	<input type="checkbox"/> DEC <input type="checkbox"/> OCT	GAIN CONSTANT: _____	db	INPUT IMPEDANCE: _____	ohms
CONFIGURATION (MAG TAPE)	FIELD TRACE NOS.: _____			AUXILIARY DATA: _____			AUXILIARY CHANNEL NOS.: _____		
PARAMETER	RECORD LENGTH: _____ sec.	SAMPLE RATE: <input type="checkbox"/> 1 ms. <input type="checkbox"/> 4 ms. <input type="checkbox"/> 2 ms. <input type="checkbox"/> _____ ms	GAIN MODE: <input type="checkbox"/> INITIAL <input type="checkbox"/> MANUAL <input type="checkbox"/> IFF <input type="checkbox"/> FINAL <input type="checkbox"/> OPERATE	FILTERS: _____	LO CUT _____ HZ SLOPE _____	H CUT _____ HZ SLOPE _____	NOTCH FILTER: <input type="checkbox"/> IN <input type="checkbox"/> OUT		
DISPLAY	MODE: <input type="checkbox"/> FLOAT <input type="checkbox"/> AMPLIFIER <input type="checkbox"/> AGC <input type="checkbox"/> DEFLOAT <input type="checkbox"/> DIRECT	INITIAL GAIN: _____ db	JRIP SENS: _____ db	POLARITY CONVENTION: _____	PRESSURE INCREASE ON GEOPHONE: <input type="checkbox"/>	<input type="checkbox"/> NEGATIVE <input type="checkbox"/> POSITIVE	NUMBERS ON ON MAG. TAPE <input type="checkbox"/>	<input type="checkbox"/> DOWNBREAK <input type="checkbox"/> UPBREAK	ON DISPLAY
CFS I	TYPE STACK: _____	GATE LENGTH: _____	RECORD REJECTION: _____	NOISE REDUCTION: _____	NOISE THRESHOLD: _____	CORR. SCALING: _____	R.C.U. NORM./ALT SW		
SOURCE	TYPE: <input type="checkbox"/> DYNAMITE <input type="checkbox"/> VIBROSEIS <input type="checkbox"/> OTHER	PATTERN: _____	NO. OF POSITIONS: _____	INLINE SPACING: _____	LATERAL SPACING: _____	STAGGER: _____	LENGTH: _____	WIDTH: _____	LATERAL OFFSET: _____
RECEIVER	CONNECTION: _____	PATTERN: _____	RESISTANCE: _____ ohms	STAGGER: _____	LENGTH: _____	WIDTH: _____	LATERAL OFFSET: _____		
SPREAD	NO. OF GROUPS: _____	GROUP INTERVAL: _____	SHOTPOINT INTERVAL: _____	OFFSET GROUP: _____	OFFSET GROUP: _____	OFFSET GROUP: _____	OFFSET GROUP: _____	DIRECTION OF PROGRESSION: _____	LEADING GROUP: _____



DIAGRAMS/MISC. INFORMATION:

SHOTPOINT	TR 10		TR 10		SHOT				SPREAD			REMARKS	CORR. STACK			
	REEL NO.	REC.	REEL NO.	REC.	SIZE	DEPTH	NO.	OFFSET	DIV	CDP SWITCH	LINE GROUPS		SP	TR 10 REC	TR 10 REC	TR 10 REC
140	88406	1089			11010541		41			17	128H - 151H	4				
141		1080					42			21	129H - 152H	4				
142		1081					43			25	130H - 153H	4				
143		1082					44			29	131H - 154H	4				
144		1083					45			33	132H - 155H	4				
145		1084					46			37	133H - 156H	4				
146		1085					47			41	134H - 157H	4				
147		1086					48			45	135H - 158H	4				
148		1087					49			49	136H - 159H	4				
149		1088					50			5	137H - 160H	4				
150		1089					51			9	138H - 161H	4				
151		1090					52			13	139H - 162H	4				
152		1091					53			17	140H - 163H	4				
153		1092					54			21	141H - 164H	4				
154		1093					55			25	142H - 165H	4				
155		1094					56			29	143H - 166H	4				
156		1095					57	140 S		33	144H - 167H	4				
157		1096					58	140 NW		37	145H - 168H	4				
158		1097					59			41	146H - 169H	4				
159		1098					60			45	147H - 170H	4				

5 Recorder @ SP 154

LAND SEISMIC RECORDING LOG

Page 4 of 6

	CLIENT: Husky	PROSPECT: NPR-4	AREA: Meat Mtn.	LINE NO: 752							
PARTY NO: 1186		INST. ENG: R. School		DATE: 3 DAY 6 YR 80							
INSTRUMENT (9-TRACK)	<input type="checkbox"/> 1 SYSTEM <input type="checkbox"/> 2 SYSTEMS	<input type="checkbox"/> 1-24 & 25-48 <input type="checkbox"/> 1-48 & 49-96	ODDS & EVENS	TYPE: <input type="checkbox"/> DFS III <input type="checkbox"/> DFS IV <input type="checkbox"/> DFS V <input type="checkbox"/> OTHER	<input type="checkbox"/> 9 TRACK <input type="checkbox"/> 2) TRACK	POP MAT: _____ SEG: _____	<input type="checkbox"/> GAPPED <input type="checkbox"/> UNGAPPED	PACKING DENSITY: _____	(L) <input type="checkbox"/> 356 BPI <input type="checkbox"/> 800 BPI	(H) <input type="checkbox"/> 712 BPI <input type="checkbox"/> 1000 BPI	
	NO. BYTES IN HEADER REC: _____	NO. BYTES IN RECORD ID: _____	NO. BYTES PER SCAN: _____	RECORD NUMBERS: _____	<input type="checkbox"/> DEC. <input type="checkbox"/> OCT	GAIN CONSTANT: _____ db	INPUT IMPEDANCE: _____ ohms	(1) _____ (2) _____ (3) _____ (4) _____ (5) _____ (6) _____ (7) _____			
CONFIGURATION (MAG TAPE)	FIELD TRACE NOS: _____ DATA CHANNEL NOS: _____ (ON MAG TAPE)			AUXILIARY DATA: AUXILIARY CHANNEL NOS: _____							
PARAMETER	RECORD LENGTH: _____ sec.	SAMPLE RATE: <input type="checkbox"/> 1 ms. <input type="checkbox"/> 4 ms. <input type="checkbox"/> 2 ms. <input type="checkbox"/> _____ ms.	GAIN MODE: <input type="checkbox"/> INITIAL <input type="checkbox"/> MANUAL <input type="checkbox"/> IFP <input type="checkbox"/> FINAL <input type="checkbox"/> OPERATE	FILTERS: _____	LO CUT HZ SLOPE: _____	FREQ: _____	H CUT HZ SLOPE: _____	NOTCH FILTER: <input type="checkbox"/> IN <input type="checkbox"/> OUT			
DISPLAY	MODE: <input type="checkbox"/> FLOAT <input type="checkbox"/> AMPLIFIER <input type="checkbox"/> AGC <input type="checkbox"/> DEFOAT <input type="checkbox"/> DIRECT	INITIAL GAIN: _____ db	TRIP SENS: _____ db	POLARITY CONVENTION: _____	PRESSURE INCREASE ON GEOPHONE: <input type="checkbox"/> NEGATIVE <input type="checkbox"/> POSITIVE	NUMBERS ON MAG TAPE: _____	DOWNBREAK UPBREAK: <input type="checkbox"/> ON DISPLAY				
CFS I	TYPE STACK: _____	GATE LENGTH: _____	RECORD REJECTION: _____	NOISE REDUCTION: _____	NOISE THRESHOLD: _____	CORR SCALING: _____	R.C.U. NORM / ALT SW.				
SOURCE	TYPE: <input type="checkbox"/> DYNAMITE <input type="checkbox"/> VIBROSEIS <input type="checkbox"/> OTHER	PATTERN: _____	NO. OF POSITIONS: _____	INLINE SPACING: _____	LATERAL SPACING: _____	STAGGER: _____	LENGTH: _____	WIDTH: _____	LATERAL OFFSET: _____		
RECEIVER	CONNECTION: _____	PATTERN: _____	RESISTANCE: _____ ohms	STAGGER: _____	LENGTH: _____	WIDTH: _____	LATERAL OFFSET: _____				
SPREAD	NO. OF GROUPS: _____	GROUP INTERVAL: _____	SHOTPOINT INTERVAL: _____	FOLD: _____	DIRECTION OF PROGRESSION: _____						
DIAGRAMS/MISC. INFORMATION:											

SHOTPOINT	TR _____ to _____		TR _____ to _____		SHOT			SPREAD			REMARKS	CORR STACK			
	REEL NO	REC.	REEL NO	REC.	SIZE	DEPTH	NO.	OFFSET	DIR.	CDP SWITCH		LINE GROUPS	SET UP	TR 1-24	TR 48-96
160	984061	11099	17	2223	20	27	20	30	61		49	178H - 1714	5		
161		1100							62		5	179H - 1724	6	Recorder @ SP 166	
162		1101							63		9	150H - 1734			
163		1102							64		13	151H - 1744			
164		1103							65		17	152H - 1754			
165		1104							66		21	153H - 1764			
166		1105							67		25	154H - 1774			
167		1106							68		29	155H - 1784			
168		1107							69		33	156H - 1794			
169		1108							70		37	157H - 1804			
170		1109							71		41	158H - 1814			
171		1110							72		45	159H - 1824			
172		1111							73		49	160H - 1834			
173		1112							74		5	161H - 1844	7	Recorder @ SP 178	
174		1113							75		9	162H - 1854			
175		1114							76		13	163H - 1864			
176	984061	1115	TAPE CHANGE						77		17	164H - 1874			
177	984062	1117	TAPE CHANGE						78		21	165H - 1884		FN 116 All Ones	
178		1118							79		25	166H - 1894			
179		1119							80		29	167H - 1904			

LAND SEISMIC RECORDING LOG



CLIENT: Husky PROSPECT: NPR-4 AREA: Meat Mtn. LINE NO: 752
 PARTY NO: 1186 INST. ENG: R. Scheel DATE: 3 DAY 6 YR 80

INSTRUMENT (9-TRACK)
 1 SYSTEM 1-24 & 25-48 ODDS TYPE: DFS III DFS IV 9 TRACK GAPPED PACKING DENSITY: (L) 356 BPI (M) 712 BPI
 2 SYSTEMS 1-48 & 49-96 EVENS DFS III DFS IV OTHER 21 TRACK UNGAPPED (H) 800 BPI (I) 1600 BPI

CONFIGURATION (MAG TAPE)
 FIELD TRACE NOS.: _____ NO. BYTES IN RECORD ID: _____ NO. BYTES PER SCAN: _____
 DATA CHANNEL NOS.: _____ (ON MAG TAPE) _____
 AUXILIARY DATA: _____ (1) _____ (2) _____ (3) _____ (4) _____ (5) _____ (6) _____ (7) _____
 AUXILIARY CHANNEL NOS.: _____

PARAMETER
 RECORD LENGTH: _____ sec. SAMPLE RATE: 1 ms. 4 ms. 2 ms. _____ ms. GAIN MODE: INITIAL MANUAL FINAL OPERATE
 IFP OPERATE

DISPLAY
 MODE: FLOAT AMPLIFIER INITIAL GAIN: _____ db JRP SENS: _____ db
 AGC DEFLOAT DIRECT

CFS I
 TYPE STACK: _____ GATE LENGTH: _____ RECORD REJECTION: _____ NOISE REDUCTION: _____ NOISE THRESHOLD: _____ CORR. SCALING: _____ R.C.U. NORM./ALT SW. _____

SOURCE
 TYPE: DYNAMIC VIBROSEIS OTHER _____ PATTERN: _____ NO. OF POSITIONS: _____ INLINE SPACING: _____ LATERAL SPACING: _____ STAGGER: _____ LENGTH: _____ WIDTH: _____ LATERAL OFFSET: _____
 CHG/HOLE: _____ HOLE DEPTH: _____ SWEEP POSITION: _____ SWEEP START: _____ SWEEP END: _____ SWEEP LENGTH: _____ SWEEP TAPER: _____ PHASE COMP: _____

RECEIVER
 TYPE: _____ PATTERN: _____ NO. OF ELEMENTS: _____ INLINE SPACING: _____ LATERAL SPACING: _____
 CONNECTION: _____ RESISTANCE: _____ STAGGER: _____ LENGTH: _____ WIDTH: _____ LATERAL OFFSET: _____

SPREAD
 NO. OF GROUPS: _____ GROUP INTERVAL: _____ SHOTPOINT INTERVAL: _____ FOLD: _____ DIRECTION OF PROGRESSION: _____
 OFFSET GROUP 1: _____ OFFSET GROUP _____ OFFSET GROUP 48/96: _____ LEADING GROUP: _____

DIAGRAMS/MISC. INFORMATION:

SHOTPOINT	TR _____ To _____		TR _____ To _____		SHOT			SPREAD			REMARKS:	CORR STACK					
	REEL NO.	REC.	REEL NO.	REC.	SIZE	DEPTH	NO.	OFFSET	DIR	CDP SWITCH		LINE GROUPS	SP	TR 1-48	TR 48-96	REC.	REC.
1180	98406	1120			110	105	81			33	168+1 - 191+4	7					
1181		1121					82			37	169+1 - 192+4						
1182		1122					83			41	170+1 - 193+4						
1183		1123					84			45	171+1 - 194+4		Missed Shot; Instruments lost sync				
1184		1124					85			49	172+1 - 195+4						
1185		1125					86			5	173+1 - 196+4	8	Recorder @ SP 190				
1186		1126					87			9	174+1 - 197+4						
1187		1127					88			13	175+1 - 198+4						
1188		1128					89			17	176+1 - 199+4						
1189		1129					90			21	177+1 - 200+4						
1190		1130					91			25	178+1 - 201+4						
1191		1131					92			5	179+1 - 202+4	9	Recorder @ SP 196; TR 39 Dead				
1192		1132					93			9	180+1 - 203+4						
1193		1133					94			13	181+1 - 204+4						
1194		1134					95			17	182+1 - 205+4						
1195		1135					96			21	183+1 - 206+4						
1196		1136					97			25	184+1 - 207+4						
1197		1137					98			29	185+1 - 208+4						
1198		1138					99			33	186+1 - 209+4						
1199		1139					100			37	187+1 - 210+4						

