RECORDER FIELD DATA TI 13230-A

New Line & New Tape

DFS III SYSTEM

CLIENT	PARTY NO.	PROSPECT	COUNTY	STATE	COUNTRY	LEFT STORAGE	ARRIVED FIELD	LEFT FIELD	ARRIVED STORAGE	DATE	OBSERVER	PAGE
U.S. NAVY	186	NPR-4		ALASKA		7:00	8:00	5:00	6:00	31-Jan-75	Scott	1-F1

IDENTIFICATION: LINE	PROFILE	REEL NUMBER	FILE NUMBER	SHOT / CAL.	PLAY BACK	TIME	SHOT: SIZE	TOP / BOT.	NO CAPS	CODE	S.P. OFFSET	SPREAD: NO. 1 DIR.	CODE	S.P. SEIS OFFSET	SEIS DEPTH	CDP SWITCH	SETUP	TAPE: SAMPLE RATE MS 1	2	4	RECORD LENGTH	PARITY ERRORS	GAIN: MODE	INITIAL GAIN (DB) 1-4/24	5-8	9-12	13-16	17-20	21-24	FINAL GAIN DB	RELEASE RATE	TRIP DELAY	FILTERS: HIGH CUT FREQ.	LOW CUT FREQ.	LOW CUT SLOPE	NOTCH IN/OUT	REMARKS
60	1	~~D 22~~	215	1			50	75/90	2	A	330	4W	19	5		1/48	6		X		6		AGC	42	48	54	60	66	72	90	FAST	SLO	124	8	36		#203 → 213 DRD
60	2		216	2			50	75/90								1/48																					#214 T.B-TEST
	3		217	3			50	75/90								1/37																					#2 ISAL
	4		218	4			50	75/90								1/33																					
	5		221	5			50	75/90								1/29																					
CXP	5		222				50	60/75								1/29					Hole offset 45 FT. North																
	6		223	6			50	75/90								1/25																					
	6		224				50	60/75								1/25					Hole offset 45 FT South																
	7		225	7			50	75/90								1/21																					
	8		226	8			50	75/90								1/17																					

SEISMOMETER AND SPREAD INFORMATION

CODE	SEIS. TYPE	NO./GP.	INT.	GROUP PATTERN	GP. INT.	SPREAD PATTERN
A	14V	9	20	INLINE	330	INLINE

SHOT CONFIGURATION



DFS III SYSTEM PARAMETERS:

GAIN CONSTANT 30 DB

UPPER SET LIMIT 75 %

LOWER SET LIMIT 25 %

FORMAT TYPE:

☐ 9 TRACK ☑ 21 TRACK

GALVO LEVEL:

1-24 15 DB AUX 21 DB

OTHER:

MISCELLANEOUS INFORMATION:

END OF TAPE # U-CC SH-GC EV-352

RECORDER FIELD DATA TI-13230-A — **DFS III SYSTEM**

CLIENT	PARTY NO.	PROSPECT	COUNTY	STATE	COUNTRY	LEFT STORAGE	ARRIVED FIELD	LEFT FIELD	ARRIVED STORAGE	DATE	OBSERVER	PAGE
US NAVY	186	NAC-4		ALASKA		7:00	8:00	6:00	7:00	3-FEB-75	SCOTT	1 of 1

(EV 320) EV 321) LINE	PROFILE	REFL NUMBER	FILE NUMBER	SHOT / CAL	PLAY BACK	TIME	SIZE	SHOT TOP / BOT.	NO CAPS	CODE	S.P. OFFSET	SPREAD NO. 1 DIR.	CODE	S.P. SEIS OFFSET	SEIS DEPTH	COP SWITCH	SETUP	TAPE SAMPLE RATE MS 1	2	4	RECORD LENGTH	PARITY ERRORS	MODE	GAIN INITIAL GAIN (DB) 1-4/24	5-8	9-12	13-16	17-20	21-24	FINAL GAIN DB	RELEASE RATE	TRIP DELAY AUTO	FILTERS HIGH CUT FREQ.	LOW CUT FREQ.	LOW CUT SLOPE	NOTCH IN / OUT	REMARKS DRU # 307 + 316 TR. # 317
60	39	D-22	320	1			50	60/75	2	H	330	5/w		5		1/45	44		X		6 sec		MGC	42	48	54	60	66	72	90	Fast	512	124	8	36		
	40		321	2			50	60/75								1/41																					
	41		322	3			50	60/75								1/37																					EV-323 NO RECORD
	42		323	4			50	60/75								1/33																					
	43		325	5			50	60/75								1/29																					
	44		326	6			50	60/75								1/25																					
	45		327	7			50	60/75								1/21																					
	46		330	8			50	60/75								1/17																					EV # 331 NO RECORD
	47		332	9			50	60/75								1/13																					
	48		333	10			50	60/75								1/9																					#3 dead
	49		334	11			50	60/75								1/5																					
	50		335	12			50	60/75								1/1																					
	51	314/365	336	13			50	60/75								1/45	56																				Moved Recorder
(EV 340)	52		340	14			50	60/75								1/41																					EV # 337 NO RECORD
	53		341	15			50	60/75								1/37																					
	54		342	16			50	60/75								1/33																					
	55		343	17			50	60/75								1/29																					
	56		344	18			50	60/75								1/25																					
	57		345	19			50	60/75								1/21																					
	58		346	20			50	60/75								1/17																					
	59		347	21			50	60/90								1/13																					
	60		350	22			50	60/75								1/9																					
	61		351	23			50	60/75								1/5																					
	62		352	24			50	60/75								1/1																					

LAST SH ON LINE #60 WAS SH-62 EVENT # 352

SEISMOMETER AND SPREAD INFORMATION

CODE	SEIS. TYPE	NO./GP.	INT.	GROUP PATTERN	GP. INT.	SPREAD PATTERN
A	14N	9	30	IN LINE	330	IN LINE

SHOT CONFIGURATION



DFS III SYSTEM PARAMETERS:

GAIN CONSTANT 30 DB
UPPER SET LIMIT 75 %
LOWER SET LIMIT 35 %
FORMAT TYPE: ☐ 9 TRACK ☑ 21 TRACK
GALVO LEVEL: 1-24 15 DB AUX 21 DB
OTHER:

MISCELLANEOUS INFORMATION:

No wind showing
"NOTE" EV-# 353 IS 60 SECONDS OF ALLOWS FOR A SKEW TEST."

RECORDER FIELD DATA TI-1323R-A

DFS III SYSTEM

CLIENT	PARTY NO	PROSPECT	COUNTY	STATE	COUNTRY	LEFT STORAGE	ARRIVED FIELD	LEFT FIELD	ARRIVED STORAGE	DATE	OBSERVER	PAGE
US Navy	186	NOR-4		ALASKA		9:00	9:00	5:00	6:30	2-Feb-75	Scott	1 of 1

LINE	PROFILE	REEL NUMBER	FILE NUMBER	SHOT / CAL.	PLAY BACK	TIME	SHOT SIZE	SHOT TOP / BOT.	NO CAPS	CODE	S.P. OFFSET	SPREAD NO. 1 DIR.	CODE	S.P. SEIS OFFSET	SEIS DEPTH	CDP SWITCH	SETUP	TAPE SAMPLE RATE MS 1	2	4	RECORD LENGTH	PARITY ERRORS	MODE	GAIN INITIAL GAIN (DB) 1-4/24	5-8	9-12	13-16	17-20	21-24	FINAL GAIN DB	RELEASE RATE	TRIP DELAY	FILTERS HIGH CUT FREQ.	LOW CUT FREQ.	LOW CUT SLOPE	NOTCH IN / OUT	REMARKS
																																					DRU #265 → 274
60	29	~~022~~	276	1			50	60/75	2	A	330	S/W	A	SHT		1/49	35		X		6-sec		AGC	42	48	54	60	66	72	90	Free	512	124	8	36		Test TB # 275
	30		277	2			50	60/75								1/45																					
	31		300	3			50	60/75								1/41																					
SK. Pad	32		[redacted]	4			50	60/75								1/37		SKIPPED due TO could NOT find Hole. looked 1½ hours																			CAT TRAIN on Back spread
→	33	8	301	5			50	60/75								1/33																					
	34		302	6			50	60/75								1/29																					
	35	36	303	7			50	60/75								1/25																					CAT TRAIN on FRONT SPREAD
	36	4/5	304	8			50	60/75								1/21																					
	37		305	9			50	60/75								1/17																					
	38		306	10			50	60/75								1/13																					

WAITED out STORM 4½ HRS.

SPLICING & BROWSING SHOT and MOVING

SEISMOMETER AND SPREAD INFORMATION

CODE	SEIS. TYPE	NO./GP.	INT.	GROUP PATTERN	GP. INT.	SPREAD PATTERN

SHOT CONFIGURATION

DFS III SYSTEM PARAMETERS:

GAIN CONSTANT 30 DB

UPPER SET LIMIT 75 %

LOWER SET LIMIT 25 %

FORMAT TYPE:

☐ 9 TRACK ☑ 21 TRACK

GALVO LEVEL:

1-24 15 DB AUX 21 DB

OTHER:

MISCELLANEOUS INFORMATION:

RECORDER FIELD DATA TI-13238-A

DFS III SYSTEM

CLIENT	PARTY NO.	PROSPECT	COUNTY	STATE	COUNTRY	LEFT STORAGE	ARRIVED FIELD	LEFT FIELD	ARRIVED STORAGE	DATE	OBSERVER	PAGE
US NAVY	186	NPR-4		ALASKA		7:00	8:00	5:30	7:00	1-FEB-75	Scott	1 of 1

IDENTIFICATION: LINE	PROFILE	REEL NUMBER	FILE NUMBER	SHOT / CAL.	PLAY BACK	TIME	SHOT: SIZE	TOP / BOT.	NO CAPS	CODE	S.P. OFFSET	SPREAD: NO. 1 DIR.	CODE	S.P. SEIS OFFSET	SEIS. DEPTH	CDP SWITCH	SETUP	TAPE: SAMPLE RATE MS 1	2	4	RECORD LENGTH	PARITY ERRORS	GAIN: MODE	INITIAL GAIN (DB) 1-4/24	5-8	9-12	13-18	19-20	21-24	FINAL GAIN DB	RELEASE RATE	TRIP DELAY	FILTERS: HIGH CUT FREQ.	LOW CUT FREQ.	LOW CUT SLOPE	NOTCH IN/OUT	REMARKS
																																					#227 — 236 DYD
																																					#237 TEST-TIE
60	9	D22	240	1			50	75/90	2	A	330	S/N	B	5A		1/45	14		X		6sec		AGC	42	48	54	60	66	72	90	FAST	512	124	8	36		#48 done
	10		241	2			50	75/90								1/41																					WAITING ON DRILLS
	11		242	3			50	75/90								1/37																					waited on drill
	12		243	4			50	75/90								1/33																					
	13		244	5			50	75/90								1/29																					
	14		245	6			50	75/90								1/25																					
	15		246	7			50	75/90								1/21																					
	16		247	8			50	75/90								1/17																					
	17		250	9			50									1/45	32																				#48 done
	18		251	10			50	60/75								1/41																					
	19		252	11			50	60/75								1/37																					#24-252 NO RECORD.
	20		254	12			50	60/75								1/33																					
	21		255	13			50	60/75								1/29																					
	22		256	14			50	60/75								1/25																					
	23	368	257	15			50	60/75								1/21																					WAITING ON DRILL
	24		260	16			50	60/75								1/17																					
	25	314	261	17			50	60/75								1/13																					
	26		262	18			50	60/75								1/49	32																				
	27		263	19			50	60/75								1/45																					WAITING ON DRILLS
	28		264	20			50	60/75								1/41																					

SEISMOMETER AND SPREAD INFORMATION

CODE	SEIS. TYPE	NO./GP.	INT.	GROUP PATTERN	GP. INT.	SPREAD PATTERN

SHOT CONFIGURATION

Need 5 gallons of freon & 1 quart of electro-static camera cleaner.

DFS III SYSTEM PARAMETERS:

GAIN CONSTANT ____ DB

UPPER SET LIMIT ____ %

LOWER SET LIMIT ____ %

FORMAT TYPE:

☐ 9 TRACK ☐ 21 TRACK

GALVO LEVEL:

1-24 ____ DB AUX ____ DB

OTHER:

MISCELLANEOUS INFORMATION:

On Jan 30 & 31st Field Service Eng. M. Aldridge was in field. Replaced Bank "37-48 Amps." Removed filter switches. Replaced Gain Card (AC) in 1-12 Bank Amps. Replaced Power unit in Computer multiplexer & adjusted channels.

"NEW LINE" NEW TAPE.

RECORDER FIELD DATA TI-13239-A — **DFS III SYSTEM**

CLIENT	PARTY NO.	PROSPECT	COUNTY	STATE	COUNTRY	LEFT STORAGE	ARRIVED FIELD	LEFT FIELD	ARRIVED STORAGE	DATE	OBSERVER	PAGE
USN	186	NPR-4		ALASKA		7:00	9:00			15-FEB-75	CATT	10 of 1

IDENTIFICATION: LINE	PROFILE	REEL NUMBER	FILE NUMBER	SHOT / CAL	PLAY BACK	TIME	SHOT: SIZE	TOP / BOT.	NO CAPS	CODE	S.P. OFFSET	SPREAD: NO. & DIR.	CODE	S.P. SEIS OFFSET	SEIS DEPTH	CDP SWITCH	SETUP	TAPE: SAMPLE RATE MS 1	2	4	RECORD LENGTH	PARITY ERRORS	MODE	GAIN: INITIAL GAIN (DB) 1-4/24	5-8	9-12	13-16	17-20	21-24	FINAL GAIN DB	RELEASE RATE	TRIP DELAY	FILTERS: HIGH CUT FREQ.	LOW CUT FREQ.	LOW CUT SLOPE	NOTCH IN / OUT	REMARKS
																																					#1-70 DRO CAL
61	1	~~D-76~~	1	1			100	60/90	2	#	165	E	H	5		1/49	7		X		6		AGC														No WIND
	2		2	2			100	60/90								1/45																					"55 Below ZERO"
	3		3	3			100	60/90								1/41																					
	4		4	4			100	60/90								1/37																					
	5		5	5			100	60/90								1/33																					
OFFSET	6	514363	6	6			100	60/90								1/29																					WE 120 FT WEST
	7		7	7			100	60/90								1/25																					SET
	8		10	8			100	60/90								1/21																					
	9		11	9			100	60/90								1/17																					
	10		12	10			100	60/90								1/13																					
			~~13~~																																		

WENT TO BASE CAMP. BECAUSE IT WAS TO COLD TO PICK UP CABLES & SIES'S. BREAKING THE WIRES IT WAS SO STIFF.

SEISMOMETER AND SPREAD INFORMATION

CODE	SEIS. TYPE	NO./GP.	INT.	GROUP PATTERN	GP. INT.	SPREAD PATTERN
A	14N	9	20	IN LINE	165	IN LINE

SHOT CONFIGURATION

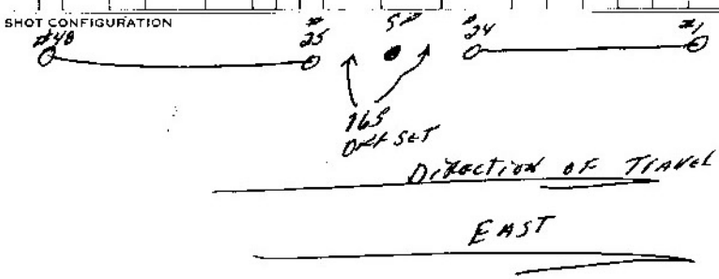

DFS III SYSTEM PARAMETERS:

GAIN CONSTANT 30 DB
UPPER SET LIMIT 75 %
LOWER SET LIMIT 25 %
FORMAT TYPE:
☐ 9 TRACK ☒ 21 TRACK
GALVO LEVEL:
1-24 15 DB AUX 21 DB
OTHER:

MISCELLANEOUS INFORMATION:

RECORDER FIELD DATA TI-13238-A

DFS III SYSTEM

CLIENT	PARTY NO.	PROSPECT	COUNTY	STATE	COUNTRY	LEFT STORAGE	ARRIVED FIELD	LEFT FIELD	ARRIVED STORAGE	DATE	OBSERVER	PAGE
USN	186	NPR-4		ALASKA		7:00	8:30	5:30	6:30	16 FEB 73	SCOTT	1 OF 1

LINE	PROFILE	REEL NUMBER	FILE NUMBER	SHOT / CAL.	PLAY BACK	TIME	SIZE	TOP / BOT.	NO CAPS	CODE	S.P. OFFSET	NO. 1 DIR.	CODE	S.P. SEIS OFFSET	SEIS DEPTH	CDP SWITCH	SETUP	SAMPLE RATE MS 1	2	4	RECORD LENGTH	PARITY ERRORS	MODE	INITIAL GAIN (DB) 1-4/24	5-8	9-12	13-16	17-20	21-24	FINAL GAIN DB	RELEASE RATE	TRIP DELAY	HIGH CUT FREQ.	LOW CUT FREQ	LOW CUT SLOPE	NOTCH IN/OUT	REMARKS
61	11	~~D76~~	25	1			100	60/90	2	A	165	E	A	5		1/49	17		X		6		AGC	36	42	48	54	60	66	90	Fast	512	124	8	36		#13-22-DRR
	12		26	2			100	60/90								1/45																					#23 TEST T.B. #24 ins Rec
	13		27	3			100	60/90								1/45	18																				
	14		30	4			100	60/90								1/41																					No T.B.
	15		32	5			100	60/90								1/37																					CV-31 TEST T.B
	16		33	6			100	60/90								1/33																					
	17		34	7			100	60/90								1/29																					
	18		35	8			100	60/90								1/25																					"Caught drills"
	19		36	9			100	60/90								1/21																					Waiting on drills 1 hr
	20		37	10			100	60/90								1/45	25																				Waiting on drills 1 hr
	21	514363	40	11			100	60/90								1/41																					DRILL Breaking on SP. 26 Broken down
	22		41	12			100	60/90								1/37																					" "
	23		42	13			100	60/90								1/33																					
	24		43	14			100	60/90								1/29																					
	25		44	15			100	60/90								1/25																					

SEISMOMETER AND SPREAD INFORMATION

CODE	SEIS. TYPE	NO./GP.	INT.	GROUP PATTERN	GP. INT.	SPREAD PATTERN
A	14N	9	20	In Line	180	In Line

SHOT CONFIGURATION



DFS III SYSTEM PARAMETERS:

GAIN CONSTANT 30 DB

UPPER SET LIMIT 75 %

LOWER SET LIMIT 25 %

FORMAT TYPE:

☐ 9 TRACK ☑ 21 TRACK

GALVO LEVEL:

1-24 15 DB AUX 21 DB

OTHER:

MISCELLANEOUS INFORMATION: