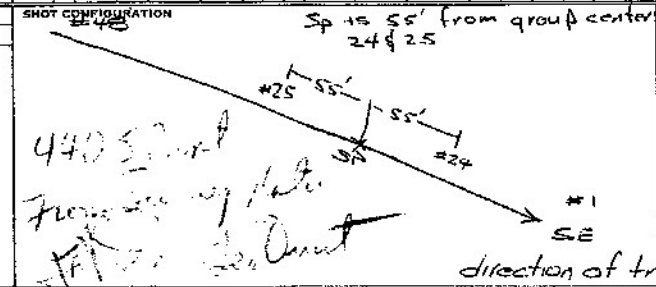


CLIENT: U.S. NAVY PARTY NO: 195 PROSPECT: POINT BARROW COUNTY: ALASKA STATE: ALASKA COUNTRY: 700 ARRIVED FIELD: 800 LEFT FIELD: 1970 ARRIVED STORAGE: 2000 DATE: 12-10-72 OBSERVER: B. Orndorf PAGE: 2 of 2

| LINE | PROFILE | IDENTIFICATION | | SHOT | PLAY BACK | TIME | SIZE | SHOT | | NO CAPS | CODE | SP OFFSET | NO. 1 DIR. | CODE | SPREAD | | CDP SWITCH | SETUP | TAPE | | GAIN | | | | | | FINAL GAIN DB | RELEASE RATE | TRIP-DELAY ONLY | HIGH CUT FREQ. | FILTERS | | NOTCH IN/OUT | REMARKS |
|------|---------|----------------|-------------|------|-----------|------|------|------|------|---------|------|-----------|------------|------|------------|------|------------|-------|---------------|---------------|------|-------------------|----|----|----|----|---------------|--------------|-----------------|----------------|---------------|------------------------|--------------|-------------|
| | | REEL NUMBER | FILE NUMBER | | | | | TOP | BOT. | | | | | | NO. 2 DIR. | CODE | | | RECORD LENGTH | PARITY ERRORS | MODE | INITIAL GAIN (DB) | | | | | | | | | LOW CUT FREQ. | SLOPE | | |
| L 1 | | NAVY 23 | 1773 | DPB | | 1440 | 25 | 50 | 60 | Z | | 0 | SE | 0 | 0 | | | X | S | OPERATE | 30 | 30 | 30 | 30 | 30 | 30 | 90 | FAST | 32 | 62 | 8 | 18 | - | Dead Traces |
| 2 | | | 1774 | | | 1450 | | | | | | | | | | | | | | | | | | | | | | | | | | 48-Hour 29 | | |
| 3 | | | 1775 | | | 1500 | | | | | | | | | | | | | | | | | | | | | | | | | | 48-Hour 32 | | |
| 4 | | | 1776 | | | 1510 | | | | | | | | | | | | | | | | | | | | | | | | | | 48-Hour 37 \$ 33 | | |
| 5 | | | 1777 | | | 1520 | | | | | | | | | | | | | | | | | | | | | | | | | | 48-Hour 41 \$ 30 | | |
| 6 | | | 2000 | | | 1540 | | | | | | | | | | | | | | | | | | | | | | | | | | 48-Hour 45 \$ 34 \$ 41 | | |
| 7 | | | 2001 | | | 1550 | | | | | | | | | | | | | | | | | | | | | | | | | | 38 \$ 45 | | |
| 8 | | | 2002 | | | 1600 | | | | | | | | | | | | | | | | | | | | | | | | | | 42 | | |
| 9 | | | 2005 | | | 1610 | | | | | | | | | | | | | | | | | | | | | | | | | | 46 | | |
| 10 | | | | | | | | | | | | | | | | | | | | | | | | | | | | | | | | | | |
| 11 | | | K | | | | | | | | | | | | | | | | | | | | | | | | | | | | | | | |
| 12 | | | L | | | | | | | | | | | | | | | | | | | | | | | | | | | | | | | |
| 13 | | | P | | | | | | | | | | | | | | | | | | | | | | | | | | | | | | | |
| 14 | | | S | | | | | | | | | | | | | | | | | | | | | | | | | | | | | | | |
| 15 | | | 2004 | | | 1715 | | | | | | | | | | | | | | | | | | | | | | | | | | | 17 | |
| 16 | | | 2005 | | | 1730 | | | | | | | | | | | | | | | | | | | | | | | | | | | 3 | |
| 17 | | | 2006 | | | 1740 | | | | | | | | | | | | | | | | | | | | | | | | | | | 7 | |
| 18 | | | 2007 | | | 1810 | | | | | | | | | | | | | | | | | | | | | | | | | | | 11 \$ 4 | |
| 19 | | | SKIP LAKE | | | | | | | | | | | | | | | | | | | | | | | | | | | | | | | |

| SEISMOMETER AND SPREAD INFORMATION | | | | | |
|------------------------------------|------------|---------|------|---------------|----------------|
| CODE | SEIS. TYPE | NO./GP. | INT. | GROUP PATTERN | SPREAD PATTERN |
| 14 | HSJ | 12 | 20 | INCLINE | INCLINE |




DFS III SYSTEM PARAMETERS:

GAIN CONSTANT 30 DB
UPPER SET LIMIT 75 %
LOWER SET LIMIT 25 %
FORMAT TYPE:
 9 TRACK 21 TRACK
GALVO LEVEL:
1-24 24 DB AUX 24 DB
OTHER:

MISCELLANEOUS INFORMATION:

| LINE | PROFILE | IDENTIFICATION | | SHOT | PLAY BACK | TIME | SHOT | | | | SPREAD | | | | | TAPE | | GAIN | | | | | | FILTERS | | REMARKS | | | | |
|---|---------|----------------|-----------------|------|-----------|-----------------|----------|------|------------|------------|--------|------------|-----------|------------|--------|----------------|---------------|---------------|------|-------------------|----|----|----|---------|----|---------|---------------|--------------|-------------------------|-----------------------|
| | | REEL NUMBER | FILE NUMBER | | | | NO. CAPS | CODE | SP. OFFSET | NO. 1 DIR. | COIN | SP. OFFSET | SP. DEPTH | COP SWITCH | SETUP | SAMPLE RATE MS | RECORD LENGTH | PARITY ERRORS | MODE | INITIAL GAIN (DB) | | | | | | | FINAL GAIN DB | RELEASE RATE | TRIP DELAY ONLY | HIGH CUT FREQ. |
| L | 20 | NAVY-20 | 2023 | DPB | 1045 | 25 | 50 | 2 | 0 | SE | 0 | 0 | X | 5 | OPRATE | 24 | 24 | 24 | 24 | 24 | 24 | 24 | 90 | FAST | 64 | 62 | 8 | 18 | - | Dead Traces 46 & 9 |
| | 21 | 180 | | | | | | | | | | | | | | | | | | | | | | | | | | | 7 | |
| | 22 | 194 | 2024 | | | 1130 | | | | | | | | | | | | | | | | | | | | | | | 11 | |
| | 23 | 188 | 2025 | | | 1145 | | | | | | | | | | | | | | | | | | | | | | | 15 & 1 | |
| | 24 | 192 | 2027 | | | 1200 | | | | | | | | | | | | | | | | | | | | | | | 19 | |
| | 25 | | 2030 | | | 1215 | | | | | | | | | | | | | | | | | | | | | | | 1 Hour 5 OPEN WATER | |
| | 26 | NAVY-23 | 2031 | | | 1245 | | | | | | | | | | | | | | | | | | | | | | | 1 Hour 8 & 9 & 38 & 48? | |
| | 27 | NAVY-24 | 2032 | | | 1300 | | | | | | | | | | | | | | | | | | | | | | | 1 Hour 12 & 42 & 48 | |
| | 28 | | 2035 | | | 1315 | | | | | | | | | | | | | | | | | | | | | | | 1 Hour 16 & 46 | |
| | 29 | | 2036 | | | 1330 | | | | | | | | | | | | | | | | | | | | | | | 1 Hour 20 | |
| | 30 | | 2037 | | | 1345 | | | | | | | | | | | | | | | | | | | | | | | 1 Hour 24 | |
| UNABLE TO PROCEED ANY FARTHER OPEN WATER BETWEEN SP 30 & 33 | | | | | | | | | | | | | | | | | | | | | | | | | | | | | | |

| SEISMOMETER AND SPREAD INFORMATION | | | | | | |
|------------------------------------|------------|---------|------|---------------|----------|----------------|
| CODE | SEIS. TYPE | NO./GP. | INT. | GROUP PATTERN | GP. INT. | SPREAD PATTERN |
| | HSJ | 12 | 20 | INLINE | 110 | INLINE |
| | | 14 | | | | |



DPS III SYSTEM PARAMETERS:

GAIN CONSTANT 30 DB
 UPPER SET LIMIT 75 %
 LOWER SET LIMIT 25 %
 FORMAT TYPE:
 9 TRACK 21 TRACK
 GALVO LEVEL:
 1-24 24 DB AUX 24 DB
 OTHER:

MISCELLANEOUS INFORMATION:


rec 2010 thru rec 2022
 daily tests
 WINDY TODAY - BLOWING SNOW
 ST 26 & 27 48 dead - amp

CLIENT: U.S. NAVY PARTY NO: 195 PROSPECT: Point Barrow COUNTY: COUNTY: STATE: ALASKA COUNTRY: LEFT STORAGE: 700 ARRIVED FIELD: 830 LEFT FIELD: ARRIVED STORAGE: DATE: 12-20-72 OBSERVER: B. Donald PAGE: 1 of 3

| LINE | PROFILE | REEL NUMBER | FILE NUMBER | SHOT | PLAY BACK | TIME | SHOT | | SPREAD | | | | TAPE | | | | GAIN | | | | FILTERS | | REMARKS | | | | | | | | | | |
|------|---------|-------------|-------------|------|-----------|------|---------|------|-----------|------------|------|----------------|----------------|----------------|----------------|----------------|---------------|---------------|------|-------------------|---------|---|---------|---------------|--------------|------------|----------------|---------------|-------|-------------|-----------|----|---|
| | | | | | | | NO CAPS | CODE | SP OFFSET | NO. 1 DIR. | CODE | SP. 1/2 OFFSET | SP. 1/4 OFFSET | SP. 3/8 OFFSET | SP. 1/2 OFFSET | SAMPLE RATE MS | RECORD LENGTH | PARITY ERRORS | MODE | INITIAL GAIN (DB) | | | | FINAL GAIN DB | RELEASE RATE | TRIP DELAY | HIGH CUT FREQ. | LOW CUT FREQ. | SLOPE | NOTCH IN | NOTCH OUT | | |
| L | 25R | NAVY 34 | 2507 | SHOT | DAB | 1015 | 25 | 50 | 60 | Z | 0 | SE | 0 | X | 5 | OPERATE | 2 | 2 | 2 | 2 | 2 | 2 | 90 | FAST | 64 | 62 | 8 | 18 | - | Dead Traces | | | |
| | 26R | | 2510 | | | 1030 | | | | | 25SE | | | | | | | | | | | | | | | | | | 8 | | | | |
| | 27R | | 2511 | | | 1040 | | | | | 50SE | | | | | | | | | | | | | | | | | | 12 | | | | |
| | 28R | | 2512 | | | 1050 | | | | | 0 | | | | | | | | | | | | | | | | | | 16 | 39 | 3 | | |
| | 29R | | 2513 | | | 1100 | | | | | 0 | | | | | | | | | | | | | | | | | | 20 | 48 | 30 | | |
| | 30R | | 2514 | | | 1110 | | | | | 20NW | 30 | | | | | | | | | | | | | | | | | | 34 | | | |
| | 31 | | 2515 | | | 1120 | | | | | 0 | 0 | | | | | | | | | | | | | | | | | | 38 | | | |
| | 32 | | 2516 | | | 1130 | | | | | | | | | | | | | | | | | | | | | | | | 42 | | | |
| | 33 | | 2517 | | | 1140 | | | | | | | | | | | | | | | | | | | | | | | | 3 | 46 | | |
| | 34 | | 2520 | | | 1150 | | | | | | | | | | | | | | | | | | | | | | | | | | | |
| | 35 | | 2521 | | | 1200 | | | | | | | | | | | | | | | | | | | | | | | | | 35 | | |
| | 36 | | 2522 | | | 1210 | | | | | | | | | | | | | | | | | | | | | | | | | 39 | | |
| | 37 | | 2523 | | | 1220 | | | | | | | | | | | | | | | | | | | | | | | | | 43 | 26 | |
| | 38 | | 2524 | | | 1230 | | | | | | | | | | | | | | | | | | | | | | | | | 47 | 36 | |
| | 39 | | 2525 | | | 1240 | | | | | | | | | | | | | | | | | | | | | | | | | 40 | | |
| | 40 | | 2526 | | | 1300 | | | | | | | | | | | | | | | | | | | | | | | | | 44 | | |
| | 41 | | 2527 | | | 1310 | | | | | | | | | | | | | | | | | | | | | | | | | 48 | | |
| | 42 | | 2530 | | | 1320 | | | | | | | | | | | | | | | | | | | | | | | | | 11 | | |
| | 43 | | 2531 | | | 1330 | | | | | | | | | | | | | | | | | | | | | | | | | 15 | | |
| | 44 | | 2533 | | | 1350 | | | | | | | | | | | | | | | | | | | | | | | | | 2 | | |
| | 45 | | 2534 | | | 1400 | | | | | | | | | | | | | | | | | | | | | | | | | 6 | 26 | |
| | 46 | | 2535 | | | 1420 | | | | | | | | | | | | | | | | | | | | | | | | | 30 | | |
| | 47 | NAVY 35 | 2536 | | | 1430 | | | | | | | | | | | | | | | | | | | | | | | | | 14 | 34 | |
| | 48 | | 2537 | | | 1450 | | | | | | | | | | | | | | | | | | | | | | | | | 18 | 38 | 2 |
| | 49 | | 2540 | | | 1500 | | | | | | | | | | | | | | | | | | | | | | | | | | 42 | 6 |
| | 50 | | 2541 | | | 1510 | | | | | | | | | | | | | | | | | | | | | | | | | | 10 | |
| | 51 | | 2542 | | | 1520 | | | | | | | | | | | | | | | | | | | | | | | | | | | |
| | 52 | | 2543 | | | 1530 | | | | | | | | | | | | | | | | | | | | | | | | | | | |

| SEISMOMETER AND SPREAD INFORMATION | | | | | | |
|------------------------------------|------------|---------|------|---------------|----------|----------------|
| CODE | SEIS. TYPE | NO./GR. | INT. | GROUP PATTERN | GP. INT. | SPREAD PATTERN |
| | H5J | 12 | 20 | INLINE | 110 | INLINE |
| | 14 | | | | | |

Shot Point INT 440'



DFS III SYSTEM PARAMETERS:

GAIN CONSTANT 30 DB

UPPER SET LIMIT 75 %

LOWER SET LIMIT 25 %

FORMAT TYPE:

9 TRACK 21 TRACK

GALVO LEVEL:

1-24 2.4 DB AUX 2.4 DB

OTHER:

MISCELLANEOUS INFORMATION:

rec 2474 thru rec 2504

daily tests

PARTY NO. 195 PROSPECT POINT BARROW COUNTY ALASKA STATE ALASKA COUNTRY LEFT STORAGE 700 ARRIVED FIELD 830 LEFT FIELD ARRIVED STORAGE DATE 12-20-72 OBSERVER B. Orand PAGE 2 of 3

Main data table with columns: IDENTIFICATION (LINE, PROFILE, REEL NUMBER, FILE NUMBER), SHOT (CAL, TIME, SIZE, TOP, BOT), SPREAD (NO CAPS, CODE, SP OFFSET, NO. 1 DIR, CODE, NO. 2 DIR, CODE, SP. DIST, COP SWITCH, SETUP), TAPE (SAMPLE RATE, RECORD LENGTH, PARITY ERRORS, MODE), GAIN (INITIAL GAIN, FINAL GAIN, RELEASE RATE, TRIP DELAY), FILTERS (HIGH CUT, LOW CUT, NOTCH), and REMARKS (Dead Traces, 36, 40, 44, 48, 3, 7, 11, 15, 19, 6, 10, 14, 2, 7, 11, 15, 19, 39, 16, 20, 14, 24).

WEAK

SEISMOMETER AND SPREAD INFORMATION

Table with columns: CODE, SEIS. TYPE, NO./GP., INT., GROUP PATTERN, GP. INT., SPREAD PATTERN

SHOT CONFIGURATION

440

DFS III SYSTEM PARAMETERS: GAIN CONSTANT 30 DB, UPPER SET LIMIT 75 %, LOWER SET LIMIT 35 %, FORMAT TYPE: 9 TRACK, GALVO LEVEL: 1-24 DB, AUX 24 DB, OTHER:

MISCELLANEOUS INFORMATION: DELAYS - DEAD TRACES - ONE ITEM CAUSE - ICE IN PLUGS

CLIENT: U.S. NAVY PARTY NO.: 195 PROSPECT: Point Barrow COUNTY: STATE: ALASKA COUNTRY: LEFT STORAGE: 700 ARRIVED FIELD: 830 LEFT FIELD: ARRIVED STORAGE: DATE: 12-20-72 OBSERVER: B. Orand PAGE: 3 of 3

| IDENTIFICATION | | | | SHOT | | SPREAD | | | | | | | | | | TAPE | | | | GAIN | | | | | FILTERS | | REMARKS | | | | | | | |
|----------------|---------|-------------|-------------|----------|-----------|--------|------|----------|----------|------|-------------|----------|------|-------|---------|-------|------------|-------|----------------|---------------|---------------|------|-------------------|---------|---------|------|---------|---------------|--------------|------------|----------------|---------------|------------------|--------------|
| LINE | PROFILE | REEL NUMBER | FILE NUMBER | SHOT CAL | PLAY BACK | TIME | SIZE | TOP BOT. | NO. CAPS | CODE | S.P. OFFSET | NO. DIR. | CODE | ANGLE | SPACING | DEPTH | CDP SWITCH | SETUP | SAMPLE RATE MS | RECORD LENGTH | PARITY ERRORS | MODE | INITIAL GAIN (DB) | | | | | FINAL GAIN DB | RELEASE RATE | TRIP DELAY | HIGH CUT FREQ. | LOW CUT FREQ. | SLOPE | NOTCH IN/OUT |
| | | | | | | | | | | | | | | | | | | | 1 | 2 | 4 | | | 1-24/34 | 5-8 | 9-18 | 19-108 | 7-2021-24 | | | | | | |
| L | 81 | 424 | 2604 | ENDT | DAB | 2225 | 25 | SC 260 | 2 | 0 | SE | 0 | 0 | | | | | | X | 5 | OPALATE | | | 24 | 911 | | 90 | FAST | 64 | 62 | 8 | 18 | Dead Traces | |
| L | 82 | 424 | 2605 | | | 2230 | | | | | | | | | | | | | | | | | | | | | | | | | | | 1 hour 8 28 | |
| | 83 | 428 | 2606 | | | 2235 | | | | | | | | | | | | | | | | | | | | | | | | | | | 1 hour 12, 24 32 | |
| | 84 | 432 | 2607 | | | 2240 | | | | | | | | | | | | | | | | | | | | | | | | | | | 1 hour 16 36 35 | |
| END OF LINE L | | | | | | | | | | | | | | | | | | | | | | | | | | | | | | | | | | |

| SEISMOMETER AND SPREAD INFORMATION | | | | | | |
|------------------------------------|------------|---------|------|---------------|----------|----------------|
| CODE | SEIS. TYPE | NO./GP. | INT. | GROUP PATTERN | GP. INT. | SPREAD PATTERN |
| | | | | | | |

SHOT CONFIGURATION

440

DFS III SYSTEM PARAMETERS:

GAIN CONSTANT _____ DB

UPPER SET LIMIT _____ %

LOWER SET LIMIT _____ %

FORMAT TYPE:

9 TRACK 21 TRACK

GALVO LEVEL:

1-24 _____ DB AUX _____ DB

OTHER:

MISCELLANEOUS INFORMATION: