

39100201
Petrel
Monte Carlo Results

Forecast: Gas in Gas Fields

Summary:

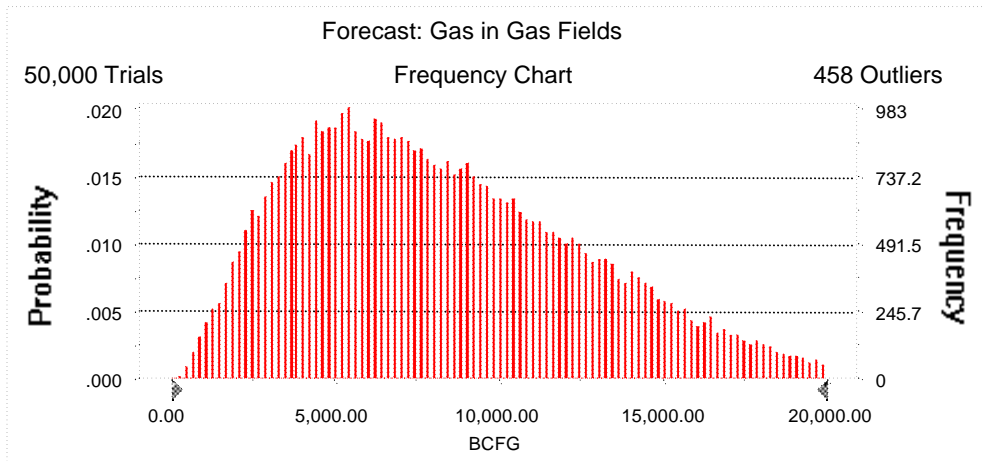
Display range is from 0.00 to 20,000.00 BCFG

Entire range is from 208.26 to 28,912.65 BCFG

After 50,000 trials, the standard error of the mean is 19.71

Statistics:

	<u>Value</u>
Trials	50000
Mean	8,327.70
Median	7,671.06
Mode	---
Standard Deviation	4,406.77
Variance	19,419,663.76
Skewness	0.63
Kurtosis	2.94
Coefficient of Variability	0.53
Range Minimum	208.26
Range Maximum	28,912.65
Range Width	28,704.39
Mean Standard Error	19.71



39100201
Petrel
Monte Carlo Results

Forecast: Gas in Gas Fields (cont'd)

Percentiles:

<u>Percentile</u>	<u>BCFG</u>
100%	208.26
95%	2,283.94
90%	3,082.92
85%	3,741.04
80%	4,331.69
75%	4,891.07
70%	5,416.81
65%	5,966.08
60%	6,526.15
55%	7,080.09
50%	7,671.06
45%	8,295.83
40%	8,949.82
35%	9,625.64
30%	10,379.58
25%	11,213.33
20%	12,163.49
15%	13,230.99
10%	14,541.10
5%	16,497.57
0%	28,912.65

End of Forecast

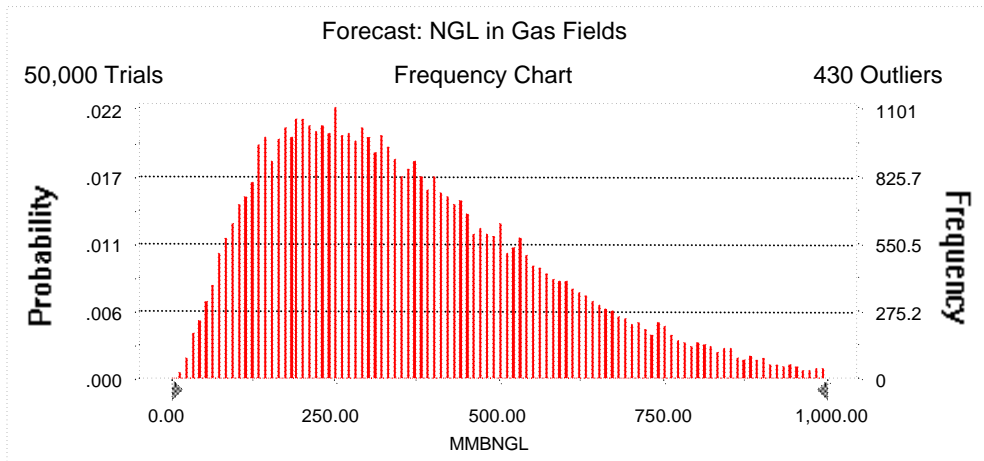
39100201
Petrel
Monte Carlo Results

Forecast: NGL in Gas Fields

Summary:

Display range is from 0.00 to 1,000.00 MMBNGL
Entire range is from 7.16 to 1,684.32 MMBNGL
After 50,000 trials, the standard error of the mean is 0.95

Statistics:	Value
Trials	50000
Mean	366.55
Median	328.30
Mode	---
Standard Deviation	211.96
Variance	44,928.02
Skewness	0.92
Kurtosis	3.82
Coefficient of Variability	0.58
Range Minimum	7.16
Range Maximum	1,684.32
Range Width	1,677.16
Mean Standard Error	0.95



39100201
Petrel
Monte Carlo Results

Forecast: NGL in Gas Fields (cont'd)

Percentiles:

<u>Percentile</u>	<u>MMBNGL</u>
100%	7.16
95%	93.36
90%	127.56
85%	153.62
80%	179.86
75%	203.94
70%	228.23
65%	252.61
60%	276.87
55%	302.11
50%	328.30
45%	355.93
40%	384.97
35%	416.36
30%	450.89
25%	491.35
20%	535.54
15%	589.64
10%	660.94
5%	770.13
0%	1,684.32

End of Forecast

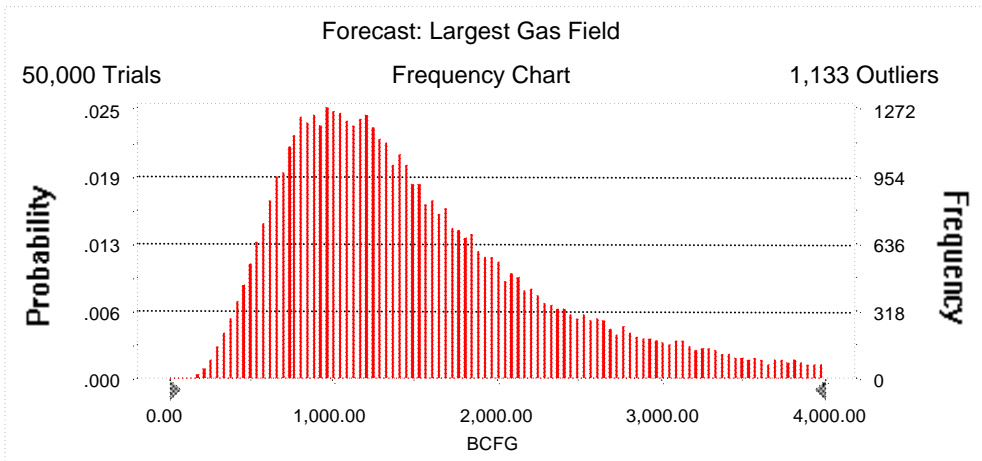
39100201
Petrel
Monte Carlo Results

Forecast: Largest Gas Field

Summary:

Display range is from 0.00 to 4,000.00 BCFG
Entire range is from 121.96 to 4,999.28 BCFG
After 50,000 trials, the standard error of the mean is 3.92

Statistics:	Value
Trials	50000
Mean	1,559.83
Median	1,343.06
Mode	---
Standard Deviation	876.91
Variance	768,968.64
Skewness	1.27
Kurtosis	4.60
Coefficient of Variability	0.56
Range Minimum	121.96
Range Maximum	4,999.28
Range Width	4,877.33
Mean Standard Error	3.92



39100201
Petrel
Monte Carlo Results

Forecast: Largest Gas Field (cont'd)

Percentiles:

<u>Percentile</u>	<u>BCFG</u>
100%	121.96
95%	541.85
90%	665.71
85%	764.12
80%	847.60
75%	929.67
70%	1,010.43
65%	1,091.19
60%	1,174.66
55%	1,256.52
50%	1,343.06
45%	1,439.65
40%	1,543.99
35%	1,666.26
30%	1,800.38
25%	1,959.55
20%	2,153.61
15%	2,416.67
10%	2,786.54
5%	3,374.89
0%	4,999.28

End of Forecast

39100201
Petrel
Monte Carlo Results

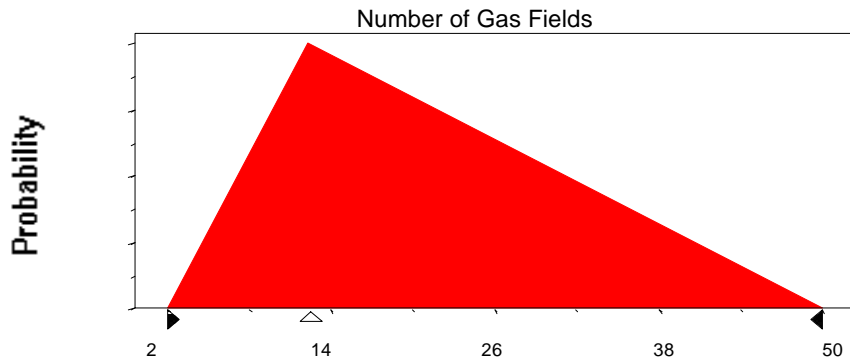
Assumptions

Assumption: Number of Gas Fields

Triangular distribution with parameters:

Minimum	2
Likeliest	13
Maximum	50

Selected range is from 2 to 50
Mean value in simulation was 22



Assumption: Sizes of Gas Fields

Lognormal distribution with parameters:

Mean	331.26
Standard Deviation	473.10

Shifted parameters

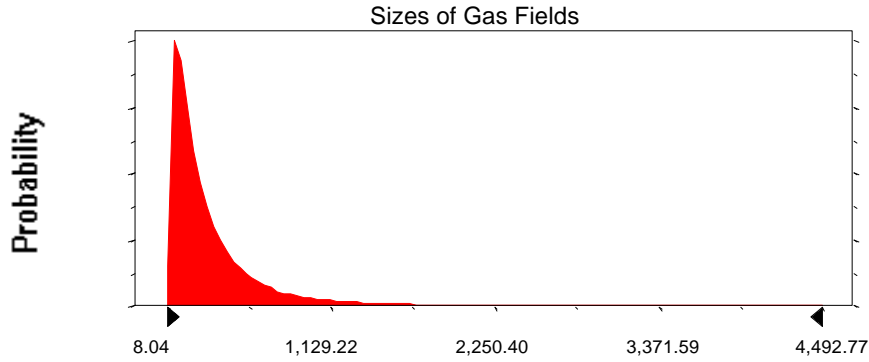
391.26
473.1

Selected range is from 0.00 to 4,940.00
Mean value in simulation was 324.09

60.00 to 5,000.00
384.09

39100201
Petrel
Monte Carlo Results

Assumption: Sizes of Gas Fields (cont'd)



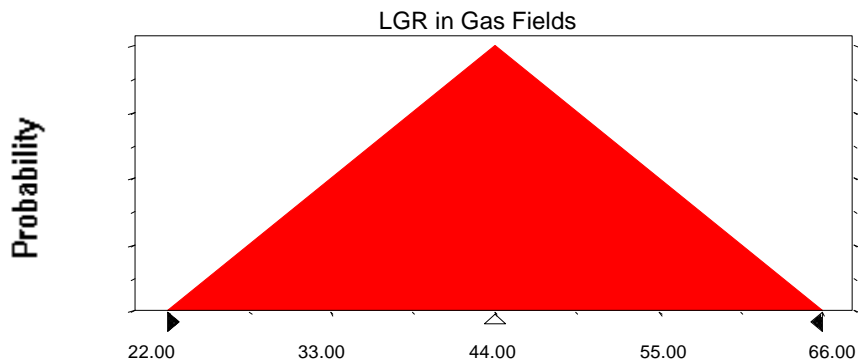
Assumption: LGR in Gas Fields

Triangular distribution with parameters:

Minimum	22.00
Likeliest	44.00
Maximum	66.00

Selected range is from 22.00 to 66.00

Mean value in simulation was 44.00



End of Assumptions

Simulation started on 4/26/99 at 15:44:21
Simulation stopped on 4/26/99 at 16:02:25