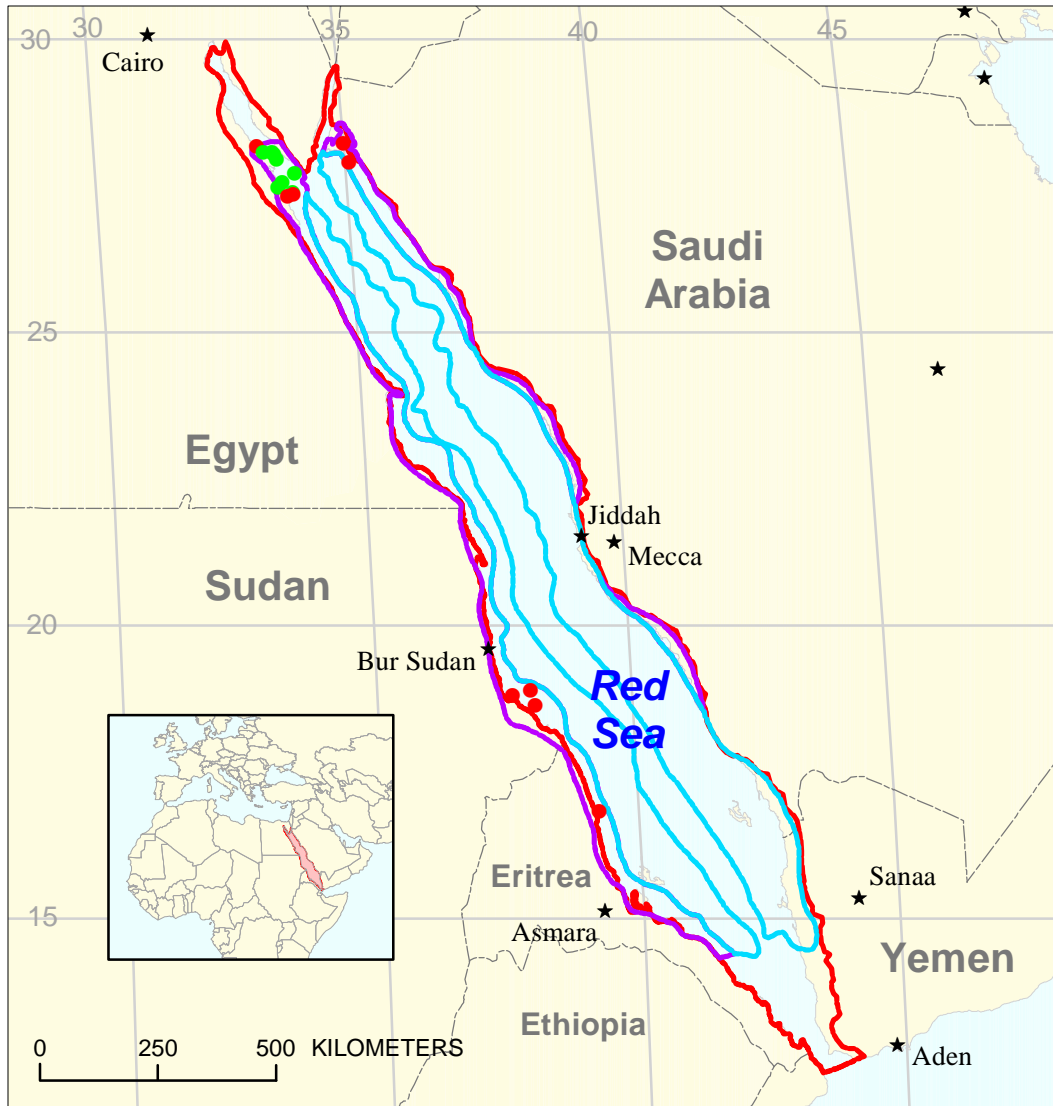



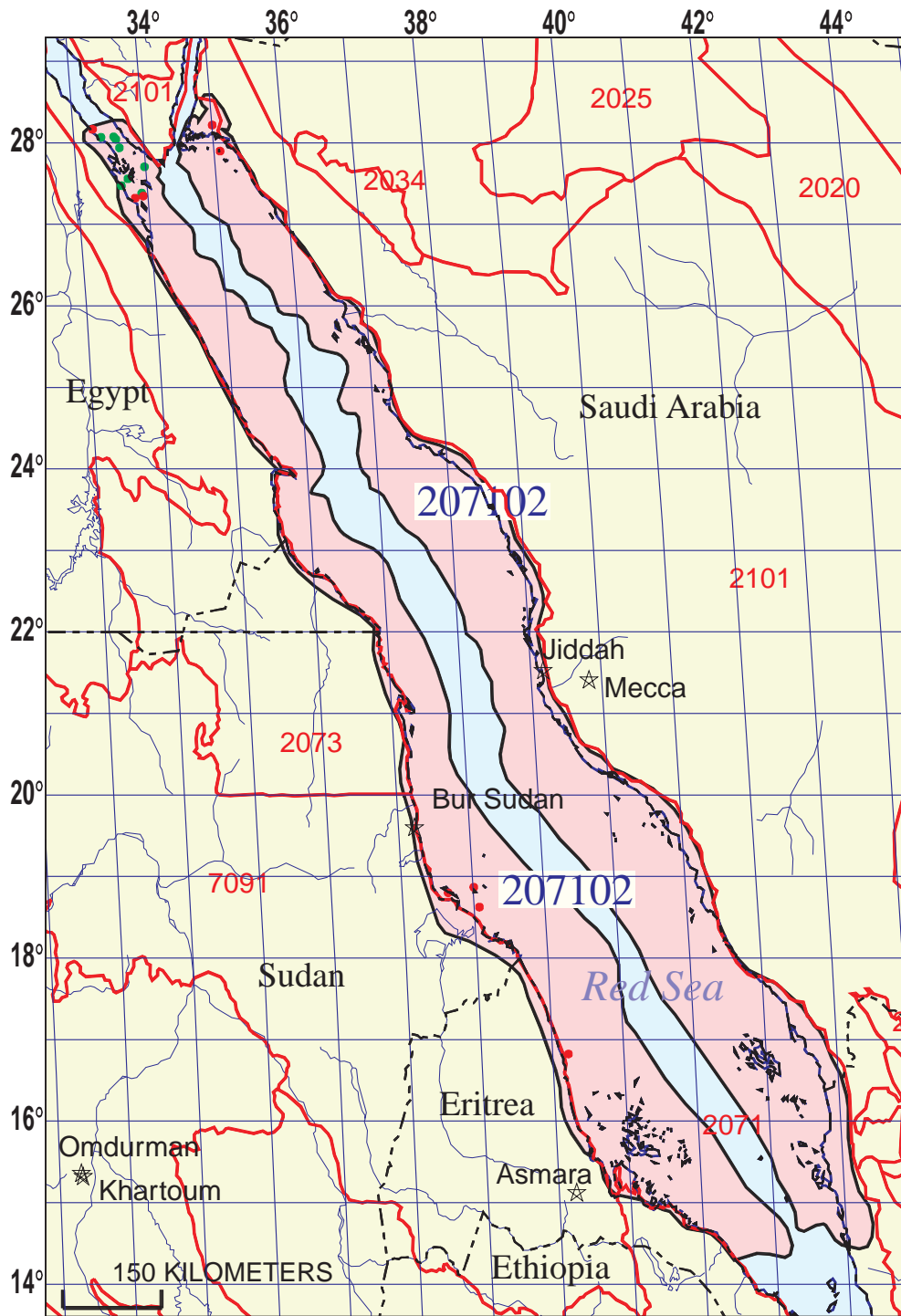


# Maqna Total Petroleum System 207102



-  Red Sea Coastal Block Faults Assessment Unit 20710201
-  Red Sea Salt Basin Assessment Unit 20710202

-  Red Sea Coastal Block Faults Assessment Unit 20710201
-  Red Sea Salt Basin Assessment Unit 20710202
-  Red Sea Basin Geologic Province 2071



# Maqna Total Petroleum System - 207102

## EXPLANATION

- Hydrography
- Shoreline
- 2071 Geologic province code and boundary
- - - Country boundary
- Gas field centerpoint
- Oil field centerpoint
- 207102 — Total Petroleum System code and boundary

Projection: Robinson. Central meridian: 0

**Magna, Total Petroleum System 207102  
Assessment Results Summary**

[MMBO, million barrels of oil. BCFG, billion cubic feet of gas. MMBNGL, million barrels of natural gas liquids. MFS, minimum field size assessed (MMBO or BCFG). Prob., probability (including both geologic and accessibility probabilities) of at least one field equal to or greater than the MFS. Results shown are fully risked estimates. For gas fields, all liquids are included under the NGL (natural gas liquids) category. F95 represents a 95 percent chance of at least the amount tabulated. Other fractiles are defined similarly. Fractiles are additive under the assumption of perfect positive correlation. Shading indicates not applicable]

Code and Field Type	MFS	Prob. (0-1)	Undiscovered Resources											
			Oil (MMBO)				Gas (BCFG)				NGL (MMBNGL)			
			F95	F50	F5	Mean	F95	F50	F5	Mean	F95	F50	F5	Mean
<b>20710201 Red Sea Coastal Block Faults Assessment Unit</b>														
Oil Fields	1	1.00	730	2,098	3,653	2,136	1,621	4,816	9,114	5,018	96	288	551	301
Gas Fields	6						12,056	37,973	68,551	38,928	695	2,241	4,267	2,333
Total		1.00	730	2,098	3,653	2,136	13,677	42,789	77,665	43,946	791	2,529	4,818	2,634
<b>20710202 Red Sea Salt Basin Assessment Unit</b>														
Oil Fields	10	0.73	0	451	1,061	443	0	854	2,253	888	0	25	69	27
Gas Fields	60						0	5,274	11,524	4,987	0	208	469	199
Total		0.73	0	451	1,061	443	0	6,128	13,777	5,875	0	233	538	226
<b>207102 Total: Magna Total Petroleum System</b>														
Oil Fields		1.00	730	2,549	4,714	2,579	1,621	5,671	11,367	5,906	96	313	620	328
Gas Fields							12,056	43,247	80,075	43,914	695	2,448	4,736	2,533
Total		1.00	730	2,549	4,714	2,579	13,677	48,918	91,442	49,820	791	2,762	5,356	2,860